



# Global Aluminum Metal Fencing Market Report 2023

Key Players, Types, Applications, Countries, Market Size, Forecast till 2030

Published By: Cognitive Market Research

















Pages: 250+ | Last Updated: December 2022 | Format



## About Cognitive Market Research

COGNITIVE is the global leader in market research and business consulting. We have been publishing more than a 250 research studies every month we serve more than half of the Fortune 500 companies across the globe. We at COGNITIVE can help you with multi-client reports, company profiles, data bases, procurement intelligence and custom research services.

## INDUSTRY VERTICALS

-  **Chemicals**
-  **Advanced Materials**
-  **Agriculture**
-  **Biotechnology**
-  **Industrial Automation**
-  **Medical Devices**
-  **Mining**
-  **Minerals**
-  **Metals**
-  **Packaging**
-  **Pharmaceuticals**
-  **Electronics**
-  **Telecommunications**
-  **IT**
-  **Aerospace and Defense**
-  **Food and Beverage**
-  **Construction and Building**
-  **Energy and Power**

## What Do We Do

We at CMR, cover almost all business verticals, including chemicals, advanced materials, agriculture, biotechnology, industrial automation, medical devices, mining, minerals, metals, packaging, pharmaceuticals, electronics, telecommunications, IT, aerospace & defense, food and beverage & construction and building, and energy and power.



## Company Strategy

We are not only a publisher of the syndicate report but we also provide the industry database and respective topic's consultation. We, at CMR, make all efforts to ensure that our reports cover all aspects of our industry, giving customers a holistic view of the industry. The Report Customization and with a dedicated research analyst access puts us in a business category where none of our competitors are present.

# REPORT DETAILS

The base year for the calculation is 2022 and 2018 to 2022 will be historical period. At the same time, data for the year 2023 will be an estimated one while the forecasted data will be from year 2023 to 2030.

Historical  
Years

From 2018

Till 2022

Base Year  
for  
Calculation

2022

Forecast  
Period

From 2023

Till 2030

## Research Methodology

- Primary Research Methodology
- Secondary Research Methodology
- Market Size Estimation Methodology
- Data Triangulation

## Competitors Analysis

- Business Segment/Overview:
- Investment In Research & Development
- Recent Development:
- Business Strategy
- SWOT Analysis

## Market Dynamics

- Key Drivers, Restraints & Opportunities
- Market Attractiveness Analysis for Each Segment & Region
- PESTEL Analysis
- Porter 5 Force's Analysis
- Value Chain Analysis

## Regional & Country Analysis

- North America (United States, Canada, Mexico)
- Europe (UK, France, Germany, Italy, Russia, Spain)
- Asia Pacific (China, Japan, Korea, India, South East Asia)
- South America (Brazil, Argentina, Colombia)
- Middle East & Africa (GCC Countries, Egypt, South Africa, Nigeria, Turkey)



# Report Scope

## Grade

- Commercial
- Industrial

## Type

- Mesh
- Strip

## Application

- Residential
- Commercial
- Industrial

## Regions

- North America
- Europe
- Asia-Pacific
- South America
- Middle East and Africa

## Table of Content

<b>Chapter 1</b>	<b>Research Methodology .....</b>	<b>17</b>
1.1	Research Methodology.....	17
1.1.1	Primary Research.....	18
1.1.2	Modes of Primary Research: .....	19
1.2	Secondary Research Methodology: .....	20
1.3	Market Estimation.....	21
1.3.1	Data Triangulation .....	22
1.4	Questionnaire .....	23
<b>Chapter 2</b>	<b>Industrial Insight and Market Scope.....</b>	<b>25</b>
2.1	Global Aluminum Metal Fencing Industry Introduction.....	25
2.2	Objectives of the Study.....	26
2.3	USP of the Report.....	26
2.4	Who is this report for?.....	27
2.5	Regional Fragmentation .....	27
2.6	Report Duration .....	28
2.7	List of Stakeholders .....	28
<b>Chapter 3</b>	<b>Executive Summary .....</b>	<b>30</b>
3.1	Global Aluminum Metal Fencing Market, 2018 – 2030, (USD Million).....	30
3.2	Global Aluminum Metal Fencing Value, Absolute & Opportunity Analysis.....	31
3.3	Global Aluminum Metal Fencing Market Y-o-Y Growth Projection by Region (2023 - 2030) .....	31
3.4	Global Aluminum Metal Fencing Market: Snapshot .....	32
<b>Chapter 4</b>	<b>Aluminum Metal Fencing Market Overview .....</b>	<b>35</b>
<b>4.1</b>	<b>Product Overview and Scope of Aluminum Metal Fencing Market .....</b>	<b>35</b>
<b>4.2</b>	<b>Global Aluminum Metal Fencing Revenue Market by Region (2018-2030) .....</b>	<b>36</b>
4.2.1	North America Aluminum Metal Fencing Status and Prospect (2018-2030) .....	37
4.2.1.1	North America Aluminum Metal Fencing Value, Absolute & Opportunity Analysis .....	37
4.2.2	Europe Aluminum Metal Fencing Status and Prospect (2018-2030) .....	38
4.2.2.1	Europe Aluminum Metal Fencing Value, Absolute & Opportunity Analysis .....	38
4.2.3	Asia-Pacific Aluminum Metal Fencing Status and Prospect (2018-2030) .....	39

4.2.3.1	Asia-Pacific Aluminum Metal Fencing Value, Absolute & Opportunity Analysis .....	39
<b>4.2.4</b>	<b>South America Aluminum Metal Fencing Status and Prospect (2018-2030) .....</b>	<b>40</b>
4.2.4.1	South America Aluminum Metal Fencing Value, Absolute & Opportunity Analysis .....	40
<b>4.2.5</b>	<b>Middle East and Africa Aluminum Metal Fencing Status and Prospect (2018-2030) .....</b>	<b>41</b>
4.2.5.1	Middle East and Africa Aluminum Metal Fencing Value, Absolute & Opportunity Analysis .....	41
<b>4.3</b>	<b>Global Aluminum Metal Fencing Market Size (2018-2030) .....</b>	<b>42</b>
4.3.1	Global Aluminum Metal Fencing Revenue Status and Outlook (2018-2030) .....	42
<b>Chapter 5</b>	<b>Competitive Analysis (Subject to Availability).....</b>	<b>44</b>
5.1	Global Aluminum Metal Fencing Revenue and Share by Manufacturers (2018-2022) .....	44
5.2	Global Aluminum Metal Fencing Mergers and Acquisition Analysis/ Top Winning Strategies/ New Launches Analysis .....	46
5.3	Company Categorization.....	47
5.4	Top Winning Strategies, by Manufacturers (2018-2023).....	48
<b>Chapter 6</b>	<b>ESG Analysis.....</b>	<b>50</b>
6.1	Company's Overall Disclosure Score.....	50
<b>Chapter 7</b>	<b>COVID – 19 Impact Analysis on Aluminum Metal Fencing Market .....</b>	<b>52</b>
7.1	Global Aluminum Metal Fencing Market – COVID – 19 Impact Analysis.....	52
7.1.1	Influencing Factors.....	53
7.1.2	Forecast Assumptions .....	53
7.1.3	Impact of COVID-19 on Global Aluminum Metal Fencing Market.....	54
7.1.4	Consumer Buying Behavior on Global Aluminum Metal Fencing Market .....	54
<b>Chapter 8</b>	<b>Aluminum Metal Fencing Market – Industry Analysis .....</b>	<b>56</b>
8.1	Market Drivers .....	56
8.1.1	Urbanization and Construction Activities drives the Global Aluminum Metal Fencing Market .....	56
8.2	Market Restraints.....	58
8.2.1	Competition from Other Materials hinders the market growth .....	58
8.2.2	Pricing and Affordability poses significant challenges to the market .....	58

8.3	Opportunity .....	59
8.3.1	Customization and Aesthetics provides considerable edge to the market .....	59
8.3.2	Technological Innovations opens up new opportunities for market growth .....	59
8.4	Market Trends.....	60
8.5	Technological Road Map.....	60
8.6	PESTEL Analysis for Aluminum Metal Fencing Market.....	61
8.6.1	Political .....	61
8.6.2	Economic .....	61
8.6.3	Social .....	62
8.6.4	Technological.....	62
8.6.5	Environmental .....	62
8.6.6	Legal .....	62
8.7	Porter's Five Forces Analysis for Aluminum Metal Fencing Market.....	63
8.7.1	Power of Suppliers.....	64
8.7.2	Threat of Substitutes .....	64
8.7.3	Potential of New Entrants into an Industry .....	65
8.7.4	Power of Customers.....	66
8.7.5	Competition in the Industry.....	66
8.8	Product Life Cycle of Aluminum Metal Fencing Market.....	67
8.9	Market Attractiveness Analysis.....	68
8.9.1	Market Attractiveness Analysis by Type Segment.....	68
8.9.2	Market Attractiveness Analysis by Application Segment .....	69
<b>Chapter 9</b>	<b>Industrial Chain Analysis .....</b>	<b>71</b>
9.1	Industry chain analysis .....	71
9.2	Manufacturing Cost Analysis.....	71
9.3	Consumer Preference Analysis.....	72
9.4	Supply Side Analysis .....	72
9.4.1	Raw Material Analysis .....	72
9.4.2	Raw Material Procurement Analysis .....	72
9.4.3	Raw Material Price Trend Analysis.....	72
<b>Chapter 10</b>	<b>Patent Analysis of Aluminum Metal Fencing Market.....</b>	<b>74</b>
10.1	Patent Analysis.....	74

## Chapter 11 Global Aluminum Metal Fencing Market Analysis by Grade ..... 76

<b>11.1</b>	<b>Global Aluminum Metal Fencing Revenue and Market Share (%) by Grade (2018-2030) .....</b>	<b>76</b>
<b>11.1.1</b>	<b>Commercial.....</b>	<b>77</b>
11.1.1.1	Commercial Aluminum Metal Fencing Value, Absolute & Opportunity Analysis .....	77
11.1.1.2	Aluminum Metal Fencing Market for Commercial, by Country (2021 Vs 2024) .....	78
<b>11.1.2</b>	<b>Industrial .....</b>	<b>79</b>
11.1.2.1	Industrial Aluminum Metal Fencing Value, Absolute & Opportunity Analysis .....	79
11.1.2.2	Aluminum Metal Fencing Market for Industrial, by Country (2021 Vs 2024).....	80

## Chapter 12 Global Aluminum Metal Fencing Market Analysis by Type..... 82

<b>12.1</b>	<b>Global Aluminum Metal Fencing Revenue and Market Share (%) by Type (2018-2030) .....</b>	<b>82</b>
<b>12.1.1</b>	<b>Mesh.....</b>	<b>83</b>
12.1.1.1	Mesh Aluminum Metal Fencing Value, Absolute & Opportunity Analysis .....	83
12.1.1.2	Aluminum Metal Fencing Market for Mesh, by Country (2021 Vs 2024).....	84
<b>12.1.2</b>	<b>Strip .....</b>	<b>85</b>
12.1.2.1	Strip Aluminum Metal Fencing Value, Absolute & Opportunity Analysis .....	85
12.1.2.2	Aluminum Metal Fencing Market for Strip, by Country (2021 Vs 2024).....	86

## Chapter 13 Global Aluminum Metal Fencing Market Analysis by Application ..... 88

<b>13.1</b>	<b>Global Aluminum Metal Fencing Revenue and Market Share (%) by Application (2018-2030).....</b>	<b>88</b>
<b>13.1.1</b>	<b>Residential.....</b>	<b>89</b>
13.1.1.1	Residential Aluminum Metal Fencing Value, Absolute & Opportunity Analysis .....	89
13.1.1.2	Aluminum Metal Fencing Market for Residential, by Country (2021 Vs 2024) .....	90
<b>13.1.2</b>	<b>Commercial.....</b>	<b>91</b>



13.1.2.1	Commercial Aluminum Metal Fencing Value, Absolute & Opportunity Analysis .....	91
13.1.2.2	Aluminum Metal Fencing Market for Commercial, by Country (2021 Vs 2024) .....	92
<b>13.1.3</b>	<b>Industrial .....</b>	<b>93</b>
13.1.3.1	Industrial Aluminum Metal Fencing Value, Absolute & Opportunity Analysis .....	93
13.1.3.2	Aluminum Metal Fencing Market for Industrial, by Country (2021 Vs 2024) .....	94

## Chapter 14 Global Aluminum Metal Fencing Manufacturers

### Profiles/Analysis ..... 96

14.1	Fortress Building Products .....	97
14.2	Betafence.....	97
14.3	Ameristar Fence .....	97
14.4	Barrette .....	97
14.5	Master Halco.....	97
14.6	Merchants Metals .....	97
14.7	Elite Aluminum Fence.....	97
14.8	Jerith Manufacturing .....	97
14.9	GreenWay Fence & Railing.....	97
14.10	Muthumani & Co.....	97
14.11	Smucker Fencing .....	97
14.12	Alumi-Guard .....	97
14.13	Others.....	97
14.14	Fortress Building Products .....	98
14.14.1	Fortress Building Products Basic Information, Manufacturing Base, Sales Area and its Competitors.....	98
14.14.2	Business Segment/ Overview:.....	99
14.14.3	Financials .....	100
14.14.4	Aluminum Metal Fencing Product Types Specification .....	101
14.14.5	Investment in Research and Development.....	102
14.14.6	Fortress Building Products Net Sales, By Region (2019-2020).....	103
14.14.7	Recent Developments:.....	103
14.14.8	Business Strategy.....	105
14.14.9	Management Change .....	105
14.14.10	S.W.O.T Analysis .....	106
14.14.11	Fortress Building Products COVID-19 Impact Analysis.....	106

<b>Chapter 15</b>	<b>Global Aluminum Metal Fencing Market: Regional Analysis .....</b>	<b>108</b>
15.1	Global Aluminum Metal Fencing Revenue and Market Share (%) by Region (2018 - 2030) .....	108
<b>Chapter 16</b>	<b>North America Aluminum Metal Fencing Market Development Status and Outlook .....</b>	<b>110</b>
16.1	North America Aluminum Metal Fencing Market by Country, (2018-2030) .....	110
16.2	North America Aluminum Metal Fencing Market Size (2018-2030).....	110
16.3	North America Aluminum Metal Fencing Market Y-o-Y Growth Projection by Country (2023-2030).....	111
16.3.1	North America Aluminum Metal Fencing Market Revenue (USD Million) Size by Grade (2018-2030) .....	112
16.3.2	North America Aluminum Metal Fencing Market Size by Grade 2022 and 2030 .....	112
16.3.3	North America Aluminum Metal Fencing Market Revenue (USD Million) Size by Type (2018-2030) .....	113
16.3.4	North America Aluminum Metal Fencing Market Size by Type 2022 and 2030 .....	113
16.3.5	North America Aluminum Metal Fencing Market Revenue (USD Million) Size by Application (2018-2030) .....	114
16.3.6	North America Aluminum Metal Fencing Market Size by Application 2022 and 2030.....	114
<b>Chapter 17</b>	<b>Europe Aluminum Metal Fencing Market Development Status and Outlook .....</b>	<b>116</b>
17.1	Europe Aluminum Metal Fencing Market by Country, (2018-2030) .....	116
17.2	Europe Aluminum Metal Fencing Market Size (2018-2030) .....	116
17.3	Europe Aluminum Metal Fencing Market Y-o-Y Growth Projection by Country (2023-2030).....	117
17.3.1	Europe Aluminum Metal Fencing Market Revenue (USD Million) Size by Grade (2018-2030) .....	118
17.3.2	Europe Aluminum Metal Fencing Market Size by Grade 2022 and 2030 .....	118
17.3.3	Europe Aluminum Metal Fencing Market Revenue (USD Million) Size by Type (2018-2030) .....	119
17.3.4	Europe Aluminum Metal Fencing Market Size by Type 2022 and 2030 .....	119
17.3.5	Europe Aluminum Metal Fencing Market Revenue (USD Million) Size by Application (2018-2030).....	120
17.3.6	Europe Aluminum Metal Fencing Market Size by Application 2022 and 2030 .....	120

<b>Chapter 18</b>	<b>Asia Pacific Aluminum Metal Fencing Market Development Status and Outlook .....</b>	<b>122</b>
18.1	Asia Pacific Aluminum Metal Fencing Market by Country, (2018-2030) .....	122
18.2	Asia Pacific Aluminum Metal Fencing Market Size (2018-2030) .....	122
18.3	Asia Pacific Aluminum Metal Fencing Market Y-o-Y Growth Projection by Country (2023-2030).....	123
18.3.1	Asia Pacific Aluminum Metal Fencing Market Revenue (USD Million) Size by Grade (2018-2030) .....	124
18.3.2	Asia Pacific Aluminum Metal Fencing Market Size by Grade 2022 and 2030 .....	124
18.3.3	Asia Pacific Aluminum Metal Fencing Market Revenue (USD Million) Size by Type (2018-2030) .....	125
18.3.4	Asia Pacific Aluminum Metal Fencing Market Size by Type 2022 and 2030 .....	125
18.3.5	Asia Pacific Aluminum Metal Fencing Market Revenue (USD Million) Size by Application (2018-2030).....	126
18.3.6	Asia Pacific Aluminum Metal Fencing Market Size by Application 2022 and 2030.....	126
<b>Chapter 19</b>	<b>South America Aluminum Metal Fencing Market Development Status and Outlook .....</b>	<b>128</b>
19.1	South America Aluminum Metal Fencing Market by Country, (2018-2030) .....	128
19.2	South America Aluminum Metal Fencing Market Size (2018-2030).....	128
19.3	South America Aluminum Metal Fencing Market Y-o-Y Growth Projection by Country (2023-2030).....	129
19.3.1	South America Aluminum Metal Fencing Market Revenue (USD Million) Size by Grade (2018-2030) .....	130
19.3.2	South America Aluminum Metal Fencing Market Size by Grade 2022 and 2030.....	130
19.3.3	South America Aluminum Metal Fencing Market Revenue (USD Million) Size by Type (2018-2030) .....	131
19.3.4	South America Aluminum Metal Fencing Market Size by Type 2022 and 2030 .....	131
19.3.5	South America Aluminum Metal Fencing Market Revenue (USD Million) Size by Application (2018-2030) .....	132
19.3.6	South America Aluminum Metal Fencing Market Size by Application 2022 and 2030.....	132
<b>Chapter 20</b>	<b>Middle East and Africa Aluminum Metal Fencing Market Development Status and Outlook .....</b>	<b>134</b>
20.1	Middle East and Africa Aluminum Metal Fencing Market by Country, (2018-2030) .....	134

20.2	Middle East and Africa Aluminum Metal Fencing Market Size (2018-2030).....	134
20.3	Middle East and Africa Aluminum Metal Fencing Market Y-o-Y Growth Projection by Country (2023-2030).....	135
20.3.1	Middle East and Africa Aluminum Metal Fencing Market Revenue (USD Million) Size by Grade (2018-2030) .....	136
20.3.2	Middle East and Africa Aluminum Metal Fencing Market Size by Grade 2022 and 2030 .....	136
20.3.3	Middle East and Africa Aluminum Metal Fencing Market Revenue (USD Million) Size by Type (2018-2030) .....	137
20.3.4	Middle East and Africa Aluminum Metal Fencing Market Size by Type 2022 and 2030 .....	137
20.3.5	Middle East and Africa Aluminum Metal Fencing Market Revenue (USD Million) Size by Application (2018-2030) .....	138
20.3.6	Middle East and Africa Aluminum Metal Fencing Market Size by Application 2022 and 2030 .....	138
<b>Chapter 21</b>	<b>Research Findings.....</b>	<b>140</b>
21.1	Key Takeaways.....	140
21.2	Analyst Point of View .....	140

## List of Figures

FIG. 1	Primary Research Method	18
FIG. 2	Market Research Process	19
FIG. 3	Source of Secondary Research	20
FIG. 4	Global Aluminum Metal Fencing Market, 2018 – 2030, (USD Million)	30
FIG. 5	Global Aluminum Metal Fencing Value, Absolute & Opportunity Analysis	31
FIG. 6	Global Aluminum Metal Fencing Market, Y-o-Y Growth Projection (2023-2030)	31
FIG. 7	Global Aluminum Metal Fencing Revenue Market Share (%) by regions in 2018, 2022, 2030	36
FIG. 8	North America Aluminum Metal Fencing Revenue (USD Million) and Growth Rate (2018-2030)	37
FIG. 9	North America Aluminum Metal Fencing Value, Absolute & Opportunity Analysis	37
FIG. 10	Europe Aluminum Metal Fencing Revenue (USD Million) and Growth Rate (2018-2030)	38
FIG. 11	Europe Aluminum Metal Fencing Value, Absolute & Opportunity Analysis	38
FIG. 12	Asia-Pacific Aluminum Metal Fencing Revenue (USD Million) and Growth Rate (2018-2030)	39
FIG. 13	Asia-Pacific Aluminum Metal Fencing Value, Absolute & Opportunity Analysis	39
FIG. 14	South America Aluminum Metal Fencing Revenue (USD Million) and Growth Rate (2018-2030)	40
FIG. 15	South America Aluminum Metal Fencing Value, Absolute & Opportunity Analysis	40
FIG. 16	Middle East and Africa Aluminum Metal Fencing Revenue (USD Million) and Growth Rate (2018-2030)	41
FIG. 17	Middle East and Africa Aluminum Metal Fencing Value, Absolute & Opportunity Analysis	41
FIG. 18	Global Aluminum Metal Fencing Revenue (USD Million) Status and Outlook (2018-2030)	42
FIG. 19	Global Aluminum Metal Fencing Revenue Share by Manufacturers	45
FIG. 20	Top Winning Strategies, by Manufacturers (2018-2023)	48
FIG. 21	Company's Overall Disclosure Score	50
FIG. 22	Global Construction Industry Revenue (USD Trillion)	57
FIG. 23	Market Attractiveness Analysis by Type Segment	68
FIG. 24	Market Attractiveness Analysis by Application Segment	69
FIG. 25	2022 Revenue Market Share (%) of Aluminum Metal Fencing by Grade	76
FIG. 26	Global Commercial Market Revenue (USD Million) and Growth Rate (%), (2018 – 2030)	77
FIG. 27	Global Commercial Market Revenue (USD Million) and Growth Rate (%), (2018 – 2030)	77
FIG. 28	Aluminum Metal Fencing Market for Commercial, by Country (2021 Vs 2024)	78
FIG. 29	Global Industrial Market Revenue (USD Million) and Growth Rate (%), (2018 – 2030)	79
FIG. 30	Global Industrial Market Revenue (USD Million) and Growth Rate (%), (2018 – 2030)	79
FIG. 31	Aluminum Metal Fencing Market for Industrial, by Country (2021 Vs 2024)	80
FIG. 32	2022 Revenue Market Share (%) of Aluminum Metal Fencing by Type	82
FIG. 33	Global Mesh Market Revenue (USD Million) and Growth Rate (%), (2018 – 2030)	83
FIG. 34	Global Mesh Market Revenue (USD Million) and Growth Rate (%), (2018 – 2030)	83
FIG. 35	Aluminum Metal Fencing Market for Mesh, by Country (2021 Vs 2024)	84
FIG. 36	Global Strip Market Revenue (USD Million) and Growth Rate (%), (2018 – 2030)	85
FIG. 37	Global Strip Market Revenue (USD Million) and Growth Rate (%), (2018 – 2030)	85
FIG. 38	Aluminum Metal Fencing Market for Strip, by Country (2021 Vs 2024)	86
FIG. 39	2022 Revenue Market Share (%) of Aluminum Metal Fencing by Application	88
FIG. 40	Global Residential Market Revenue (USD Million) and Growth Rate (%), (2018 – 2030)	89
FIG. 41	Global Residential Market Revenue (USD Million) and Growth Rate (%), (2018 – 2030)	89
FIG. 42	Aluminum Metal Fencing Market for Residential, by Country (2021 Vs 2024)	90
FIG. 43	Global Commercial Market Revenue (USD Million) and Growth Rate (%), (2018 – 2030)	91
FIG. 44	Global Commercial Market Revenue (USD Million) and Growth Rate (%), (2018 – 2030)	91
FIG. 45	Aluminum Metal Fencing Market for Commercial, by Country (2021 Vs 2024)	92

FIG. 46	Global Industrial Market Revenue (USD Million) and Growth Rate (%), (2018 – 2030)	93
FIG. 47	Global Industrial Market Revenue (USD Million) and Growth Rate (%), (2018 – 2030)	93
FIG. 48	Aluminum Metal Fencing Market for Industrial, by Country (2021 Vs 2024)	94
FIG. 49	Fortress Building Products Revenue Market Share (%) (2018-2022)	100
FIG. 50	Fortress Building Products R&D Investment (USD Million) (2020-2021)	102
FIG. 51	Fortress Building Products Net Sales, By Region (2019-2020)	103
FIG. 52	2018, 2022 and 2030 Revenue Market Share (%) of Aluminum Metal Fencing by Region	108
FIG. 53	North America Aluminum Metal Fencing Market Share (%) by Country (2018-2030)	110
FIG. 54	North America Aluminum Metal Fencing Market Y-o-Y Growth Projection	111
FIG. 55	North America Aluminum Metal Fencing Market Size by Grade 2022 and 2030	112
FIG. 56	North America Aluminum Metal Fencing Market Size by Type 2022 and 2030	113
FIG. 57	North America Aluminum Metal Fencing Market Size by Application 2022 and 2030	114
FIG. 58	Europe Aluminum Metal Fencing Market Share (%) by Country (2018-2030)	116
FIG. 59	Europe Aluminum Metal Fencing Market Y-o-Y Growth Projection	117
FIG. 60	Europe Aluminum Metal Fencing Market Size by Grade 2022 and 2030	118
FIG. 61	Europe Aluminum Metal Fencing Market Size by Type 2022 and 2030	119
FIG. 62	Europe Aluminum Metal Fencing Market Size by Application 2022 and 2030	120
FIG. 63	Asia Pacific Aluminum Metal Fencing Market Share (%) by Country (2018-2030)	122
FIG. 64	Asia Pacific Aluminum Metal Fencing Market Y-o-Y Growth Projection	123
FIG. 65	Asia Pacific Aluminum Metal Fencing Market Size by Grade 2022 and 2030	124
FIG. 66	Asia Pacific Aluminum Metal Fencing Market Size by Type 2022 and 2030	125
FIG. 67	Asia Pacific Aluminum Metal Fencing Market Size by Application 2022 and 2030	126
FIG. 68	South America Aluminum Metal Fencing Market Share (%) by Country (2018-2030)	128
FIG. 69	South America Aluminum Metal Fencing Market Y-o-Y Growth Projection	129
FIG. 70	South America Aluminum Metal Fencing Market Size by Grade 2022 and 2030	130
FIG. 71	South America Aluminum Metal Fencing Market Size by Type 2022 and 2030	131
FIG. 72	South America Aluminum Metal Fencing Market Size by Application 2022 and 2030	132
FIG. 73	Middle East and Africa Aluminum Metal Fencing Market Share (%) by Country (2018-2030)	134
FIG. 74	Middle East and Africa Aluminum Metal Fencing Market Y-o-Y Growth Projection	135
FIG. 75	Middle East and Africa Aluminum Metal Fencing Market Size by Grade 2022 and 2030	136
FIG. 76	Middle East and Africa Aluminum Metal Fencing Market Size by Type 2022 and 2030	137
FIG. 77	Middle East and Africa Aluminum Metal Fencing Market Size by Application 2022 and 2030	138

## List of Tables

TABLE 1	Market Snapshot	32
TABLE 2	Aluminum Metal Fencing Market Revenue (USD Billion) Comparison by Region (2018-2030)	36
TABLE 3	Global Aluminum Metal Fencing Revenue (USD Million) by Manufacturers (2018-2022)	44
TABLE 4	Global Aluminum Metal Fencing Revenue Share by Manufacturers (2018-2022)	45
TABLE 5	Global Aluminum Metal Fencing Market: Market Evaluation Framework	46
TABLE 6	Price Trend Analysis	72
TABLE 7	Global Aluminum Metal Fencing Revenue (USD Million) by Grade (2018-2030)	76
TABLE 8	Global Aluminum Metal Fencing Revenue Share (%) by Grade (2018-2030)	76
TABLE 9	Global Aluminum Metal Fencing Revenue (USD Million) by Type (2018-2030)	82
TABLE 10	Global Aluminum Metal Fencing Revenue Share (%) by Type (2018-2030)	82
TABLE 11	Global Aluminum Metal Fencing Revenue (USD Million) by Application (2018-2030)	88
TABLE 12	Global Aluminum Metal Fencing Revenue Share (%) by Application (2018-2030)	88
TABLE 13	Fortress Building Products Basic Information, Manufacturing Base, Sales Area and Its Competitors	98
TABLE 14	Fortress Building Products Revenue (USD Million), Gross Margin (%) and Market Share (%) (2018-2022)	100
TABLE 15	Global Aluminum Metal Fencing Revenue (USD Million) by Region (2018- 2030)	108
TABLE 16	North America Aluminum Metal Fencing Market by Country Revenue, 2018-2030	110
TABLE 17	North America Aluminum Metal Fencing Market (USD Million) Size by Grade (2018-2030)	112
TABLE 18	North America Aluminum Metal Fencing Market (USD Million) Size by Type (2018-2030)	113
TABLE 19	North America Aluminum Metal Fencing Market (USD Million) Size by Application (2018-2030)	114
TABLE 20	Europe Aluminum Metal Fencing Market by Country Revenue, 2018-2030	116
TABLE 21	Europe Aluminum Metal Fencing Market (USD Million) Size by Grade (2018-2030)	118
TABLE 22	Europe Aluminum Metal Fencing Market (USD Million) Size by Type (2018-2030)	119
TABLE 23	Europe Aluminum Metal Fencing Market (USD Million) Size by Application (2018-2030)	120
TABLE 24	Asia Pacific Aluminum Metal Fencing Market by Country Revenue, 2018-2030	122
TABLE 25	Asia Pacific Aluminum Metal Fencing Market (USD Million) Size by Grade (2018-2030)	124
TABLE 26	Asia Pacific Aluminum Metal Fencing Market (USD Million) Size by Type (2018-2030)	125
TABLE 27	Asia Pacific Aluminum Metal Fencing Market (USD Million) Size by Application (2018-2030)	126
TABLE 28	South America Aluminum Metal Fencing Market by Country Revenue, 2018-2030	128
TABLE 29	South America Aluminum Metal Fencing Market (USD Million) Size by Grade (2018-2030)	130
TABLE 30	South America Aluminum Metal Fencing Market (USD Million) Size by Type (2018-2030)	131
TABLE 31	South America Aluminum Metal Fencing Market (USD Million) Size by Application (2018-2030)	132
TABLE 32	Middle East and Africa Aluminum Metal Fencing Market by Country Revenue, 2018-2030	134
TABLE 33	Middle East and Africa Aluminum Metal Fencing Market (USD Million) Size by Grade (2018-2030)	136
TABLE 34	Middle East and Africa Aluminum Metal Fencing Market (USD Million) Size by Type (2018-2030)	137
TABLE 35	Middle East and Africa Aluminum Metal Fencing Market (USD Million) Size by Application (2018-2030)	138

# Research Methodology





## Chapter 1 Research Methodology

### 1.1 Research Methodology

Our research involves the extensive use of both primary and secondary data sources for market surveys, estimates, and analyzing forecasts. The report is based on an in-depth qualitative and quantitative analysis of the Aluminum Metal Fencing Market. We at CMR tend to draw on various study methods, including investigations, surveys, secondary data, and market observation. Our approach helps build a better market consensus view for size, shape, and industry trends within each segment. We carefully factor in industry trends and actual developments for identifying key growth factors and the future course of the market. The gathered data has been interpreted and analyzed to provide a definitive conclusion. The complete process involves the study of various factors, such as market scenarios, government policies, competitive environment, historical data, current trends, technological advancements, and progress in related industries, along with threats and challenges.



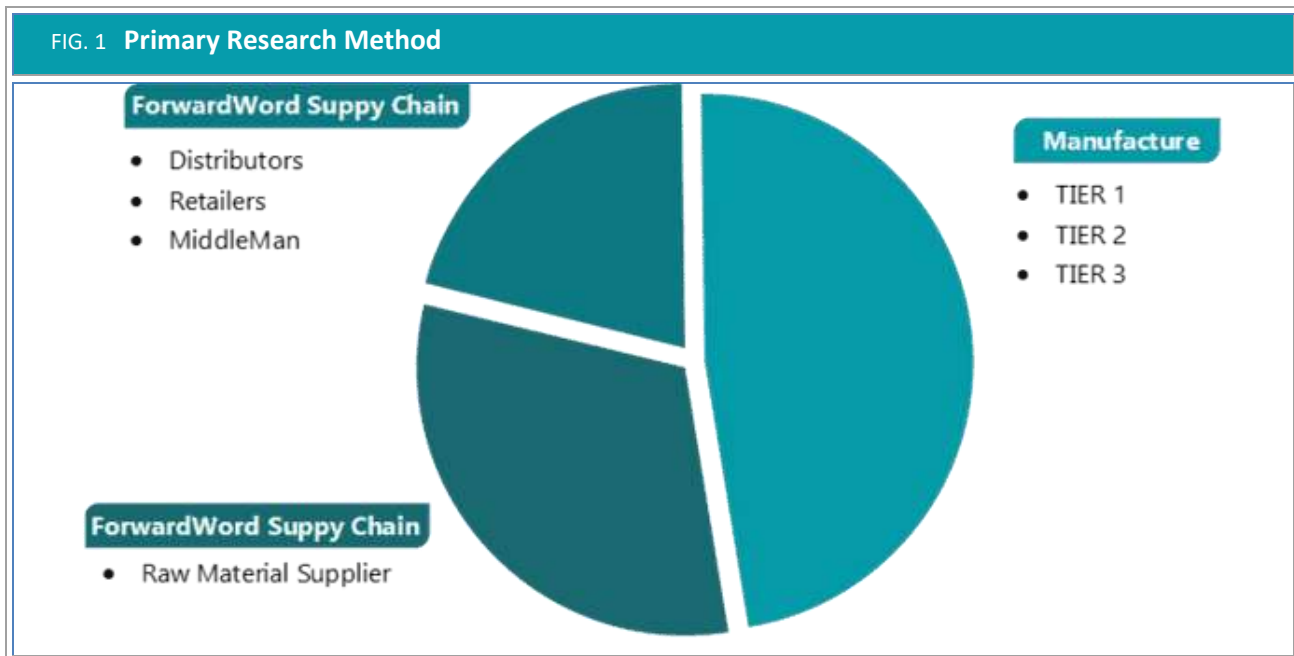
**Market Research process**

### 1.1.1 Primary Research

The primary research involves sources from the entire value chain, i.e., from supply to demand side players. The efforts include contacting participants through emails, telephonic conversations, referrals, professional networks, and formal interactions. These players were interviewed to obtain qualitative and quantitative information regarding the Aluminum Metal Fencing Market. Primarily, the interviews were conducted to design the scope of the report to identify segment analysis.

Our primary research interviews and discussion panel comprises vital opinion leaders, industry experts, manufacturers, and organizations. We have pooled these experts to gather first-hand insights into the market studied. Moreover, market surveys were performed to get insights into market trends and competitive analysis. Primary research was conducted to validate data that had been gained by doing secondary research and to fill the data gaps after the secondary research process.

Thus, the primary research study helps us to identify segmentation types, product price range, product applications, major players involved, raw material suppliers, downstream demand, industry status, and outlook. We analyze respective risks, influence factors, opportunities, market barriers, industry trends, and key player strategies associated with Aluminum Metal Fencing Market by performing primaries with an exhaustive list of participants.



## Extensive Primary Research Helps Us to:

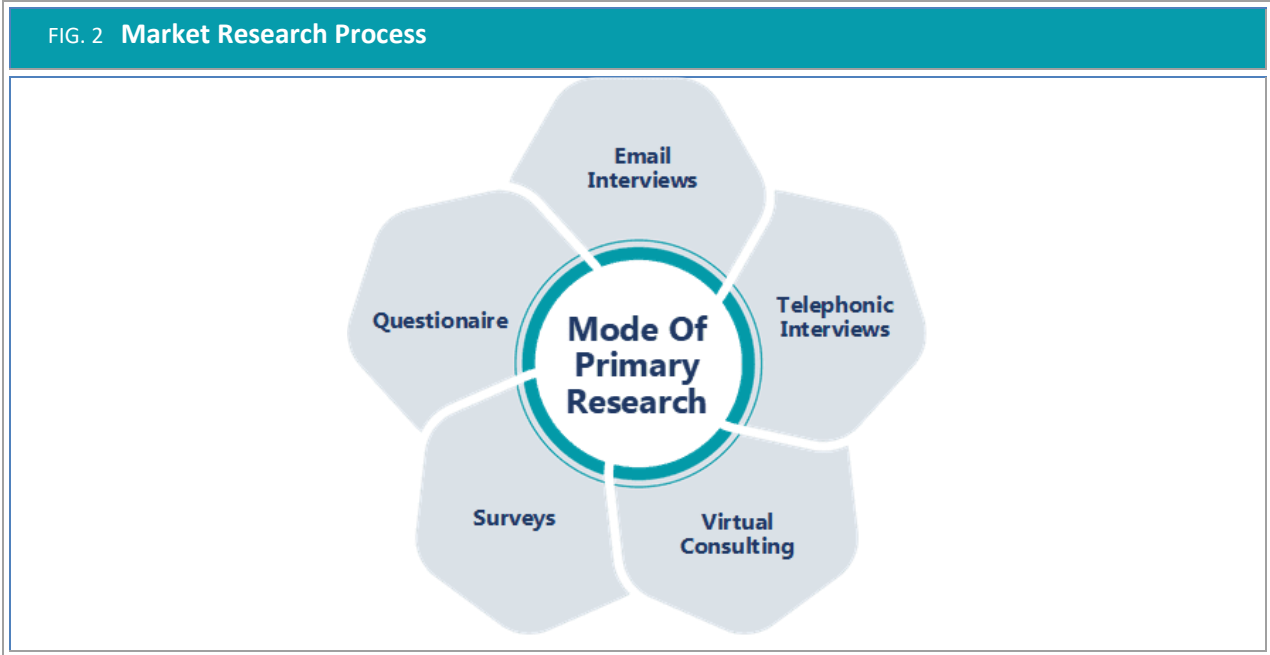
Validate data findings & strengthens research proceeds

Develop an in-depth market understanding

Supply authentic information about market size, share breakdown, growth, & forecast

### 1.1.2 Modes of Primary Research:

We have conducted primary research involving direct interaction with the source, usually a customer or prospective customer. Methods used while doing primary research includes Interviews, Surveys, Focus Group, etc.



## 1.2 Secondary Research Methodology:

In secondary research, we collect data on the global Aluminum Metal Fencing market through White Papers, Case Studies, Blogs, Reference Clients, News, Articles, Press Releases, Research Reports, Annual Reports, Company Investor Presentations, Scientific Journals, National Customs, Industry Associations, and the company's filings with the SEC. Sources and approaches differ from market to market and product to product. We also have paid data sources like Hoovers, Bloomberg BusinessWeek, Factiva (Dow Jones), Statista, Reuters, One Source, and more. After conducting secondary research, we conduct primary research by interacting with industry experts such as VPs, product managers, and various industry consultants. The number of interviews conducted depends on market size and the availability of market recovery data.

Based on the understanding of requirements, we conducted secondary research to identify the segment specifications and qualitative and quantitative data along with the factors responsible for the growth of the global Aluminum Metal Fencing market. Moreover, quantitative and qualitative data were also extracted from paid databases, which proved to be useful for in-depth technical study of the market. Secondary research is used to identify and collect information useful for the extensive, technical, market-oriented, and table tops survey of the market. It was used to obtain important information about the top companies, market classification, and segmentation according to industry trends to the bottom-most levels, and key developments related to market and technology perspectives. Secondary research has mainly been applied to obtain critical information about the industry's supply chain, the market downstream buyers, technical dynamics development trends. Furthermore, it also helps to gain insight on the key vendors of this market, and market classification & segmentation according to the industry trends, regional markets, and key developments from a market and business-oriented perspective.

FIG. 3 Source of Secondary Research



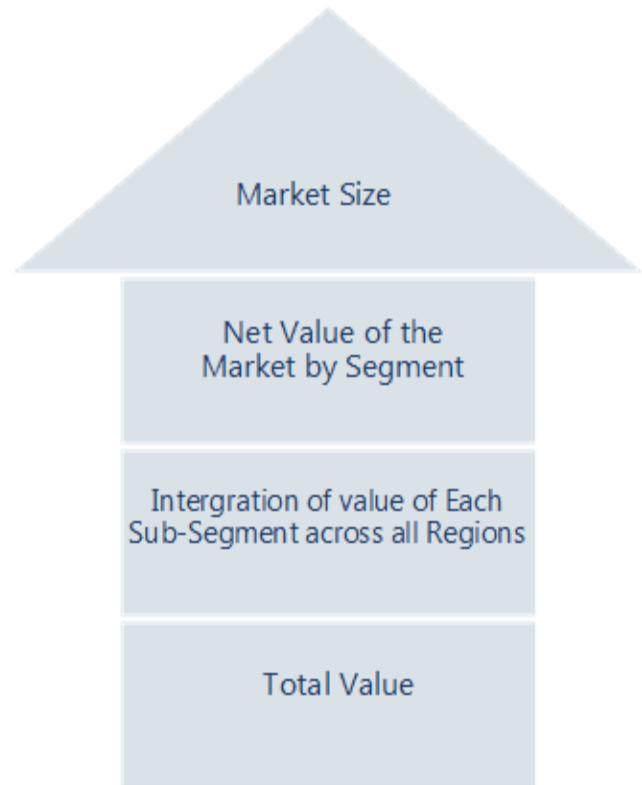
1.3 Market Estimation

Top-down and bottom-up approaches have been implemented to validate the Aluminum Metal Fencing market size estimation. The market estimations in this report are based on the marketed sale price of products. The percentage breakdown of regions and segments are derived based on the data gathered from primary and secondary sources, based upon the weightage assigned to the individual segment.

The competitive scenario has been understood by identifying major players involved in the market. The company's revenue for the Aluminum Metal Fencing market has been estimated through secondary and validated through primary research. We have done the company's secondary research through annual reports, news articles, and other trusted sources. Primary research included interviews of key opinion leaders and industry experts such as experienced front-line staff, directors, CEOs, and marketing executives.

This research studies includes all the associated factors impacting market growth. This data is combined and added with detailed inputs and analysis, which is presented in this report.

## Top Down Approach

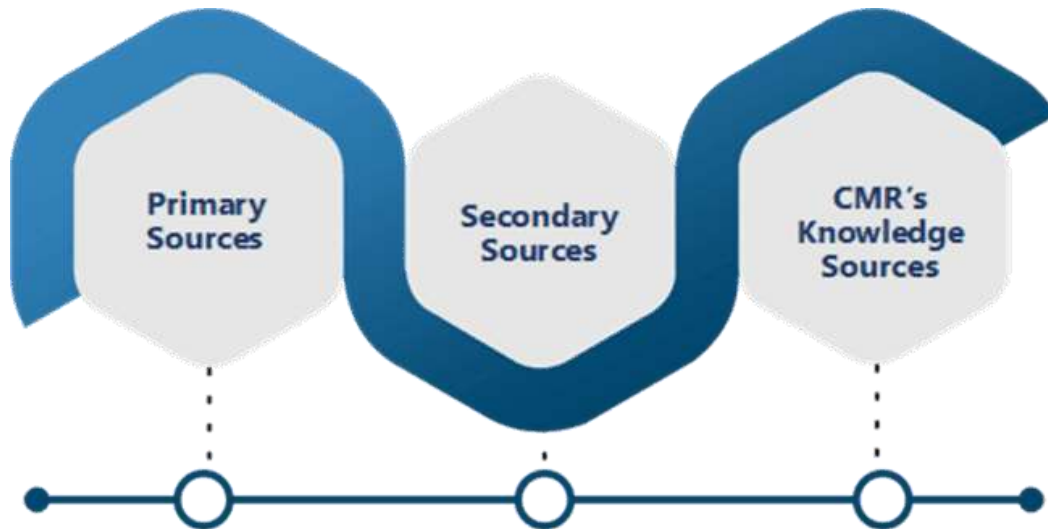


## Bottom-Up-Approach



1.3.1 **Data Triangulation**

After completing market engineering with calculations for market statistics, market size estimations, market forecasting, market breakdown, and other data gathering, extensive primary research was conducted to gather information and verify and validate the critical numbers arrived at. The data was triangulated by studying various factors and trends from both, the demand and supply sides. Along with this, the market size was validated using the top-down and bottom-up approach.



**Demand Side (Interviews with)**

- Top Executives of end-use industries
- Intermediaries

**Supply Side**

- C-level executives in the leading products of Aluminum Metal Fencing market
- Product Managers
- Sales Managers

**Global Publication**

- Industry Publications
- Government Agencies Publications
- Industry News
- Data Sources

**Company Publication**

- Annual Report
- Presentations
- Company Websites
- Press Releases
- News Articles
- Journals
- Paid Database

**Information Sourced**

- Key Manufacturers
- Market Analysis by Product Category
- Market Analysis by Applications
- Market Analysis by Region
- Market Share and Growth Rate
- Market Estimation
- Risks, Opportunities and Challenges
- Market Drivers/Trends

### 1.4 Questionnaire

At Cognitive Market Research, we have designed questionnaire focused on Aluminum Metal Fencing Market for the statistical study. This questionnaire is the key part of our research methodology which is shared with number of Aluminum Metal Fencing industry experts of entire value chain, located across the globe. This study helps us to gather accurate quantitative and qualitative data for the final report.

**Question 1:** What is your view on (Keyword) market? Is it growing significantly every year?  
 No per your view, do you think the market is  Yes  No per your view, do you think the market is  No per your view, do you think the market is  No per your view, do you think the market is

**Question 2:** Do per your view, do you think the market has experienced growth in near future?  
 True  False

**Question 3:** Who do you think are your biggest competitors?  
 No per your view, do you think the market is  Yes  No per your view, do you think the market is  No per your view, do you think the market is  No per your view, do you think the market is

**Question 4:** Who do you think are your biggest competitors?  
 No per your view, do you think the market is  No per your view, do you think the market is  No per your view, do you think the market is  No per your view, do you think the market is

**Question 5:** Who do you think are your biggest competitors?  
 True  False

**Question 6:** What is your view on (Keyword) market? Is it growing significantly every year?  
Do per your view, do you think the market has experienced growth in near future or will it decline in some extent?  
 No per your view, do you think the market is  No per your view, do you think the market is  No per your view, do you think the market is  No per your view, do you think the market is

**Question 7:** Do per your view, do you think the market has experienced growth?  
 Yes  No  Maybe

**Question 8:** Do per your view, do you think the market has experienced growth in near future or will it decline in some extent?  
 Yes  No  Maybe

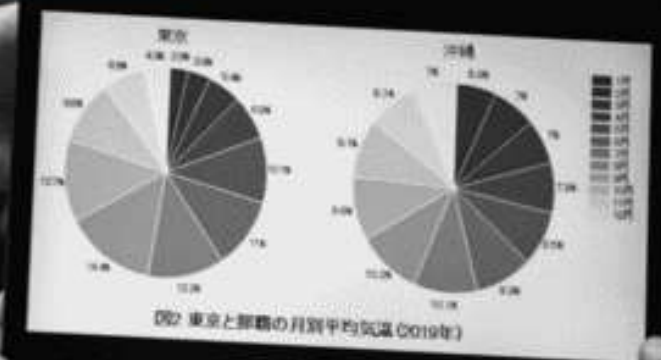
**Question 9:** What is your view on (Keyword) market? Is it growing significantly every year?  
 No per your view, do you think the market has experienced growth in near future or will it  No per your view, do you think the market has experienced  No per your view, do you think the market has experienced growth in near  No per your view, do you think the market has exp

**Question 10:** Who do you think are your biggest competitors?  
\_\_\_\_\_  
\_\_\_\_\_

**Question 11:** According to you, Do per your view, do you think the market has experienced growth in near future  
\_\_\_\_\_  
\_\_\_\_\_

**Question 12:** Do per your view, do you think the market has experienced growth in near future  
 No per your view, do you think the market is  No per your view, do you think the market is

# Industrial Insight & Market Scope





## Chapter 2 Industrial Insight and Market Scope

---

### 2.1 Global Aluminum Metal Fencing Industry Introduction

[Redacted content]

[Redacted content]

[Redacted content]

[Redacted content]

## 2.2 Objectives of the Study

- Our objective for the Aluminum Metal Fencing market is to help in making imperative business decisions, securing investments, determining new business opportunities in the market. Further, the report helps to analyze overall marketing needs of customers, and avoiding business failures
- To know the potential market size and growth rate before launching a new product line. The report in a way help in designing R&D budget wisely by estimating maximum total profit
- To identify the Aluminum Metal Fencing market dynamics, industrial insights, and economic progression for critical information about the market conditions and specific business landscape
- To assess the overall competitive landscape of a particular business sector and to provide complete analysis in regards with various external factors impacting the market growth
- To create a strong foundation for building a strategy and foster insight into market conditions so that market players can make better business decisions. Besides, our aim is to provide complete portfolio of the major players involved the market
- To define the scope which will further help in creating new products that will surpass the gap between current offerings and customers' needs
- To help in revealing significant clues concerning buying habits, regional culture, lifestyle, and population density that plays an integral role in shaping market behavior
- To strategically analyze micro markets with respect to individual growth trends, prospects, and contributions to the total market.

## 2.3 USP of the Report

Cognitive market research is a market research, analysis and solutions focused company that provides clients with strategic and tactical support to draw informed business conclusions. We are a dedicated and enthusiastic group of people who firmly believe in doing our best in what we do, and we never back down from any challenge.

Cognitive Market Research provides coverage, analysis, information, statistics and reports on global and regional markets, industries, sectors and domains including pharmaceuticals, chemicals and materials, technology and media, food and beverages, packaging and consumer and other industries. We provide a 360-degree view of the market and provide accurate forecasts, and also cover the competitive landscape, providing detailed market segmentation, key trends and strategic recommendations to keep our clients ahead of the competition.

We broadly categorize our products into custom market research and syndicated market research reports. A syndicated research report covers data, information and analysis on a subject or subject that may benefit one or more businesses or individuals. Topics or headlines may vary by macro industry or micro market level. We offer unique report titles which cover the entire landscape of the specific industry from a host of industry verticals.

## 2.4 Who is this report for?

The research study and report are been made exclusively for an institution or person who is strategizing to build a business or strategically wants to expand certain portfolio. This report will help in analyzing complete market scenario across the globe who wish to expand its current business or is willing to invest in some profitable sector. This report will prove beneficial for person or an organization who wish to be updated regarding their business environment, consumers' behaviors, and their requirements. The environment is constantly changing, in such scenario this report will help in understanding market parameters through 360-degree view.

The report is thus ideal for KOL, CEO's, CFO's, directors, and others. It is also helpful to senior executives, business development managers, marketing managers, and consultants. Furthermore, government bodies, agencies and other kind of organizations can also leverage our report to understand market.

## 2.5 Regional Fragmentation

### **NA:**

- U.S., Canada, Mexico

### **EU:**

- UK, France, Germany, Italy, Russia, Spain, Sweden, Denmark, Netherlands, Switzerland, Belgium, Rest of EU

### **APAC:**

- China, Japan, India, South Korea, Australia, Philippines, Vietnam, Malaysia, Thailand, Indonesia, Rest of APAC


### **LA:**

- Brazil, Chile, Argentina, Colombia, Peru, Rest of Latin America

### **MEA:**

- Saudi Arabia, Turkey, Nigeria, UAE, Egypt, South Africa, GCC Countries, Rest of MEA

## 2.6 Report Duration



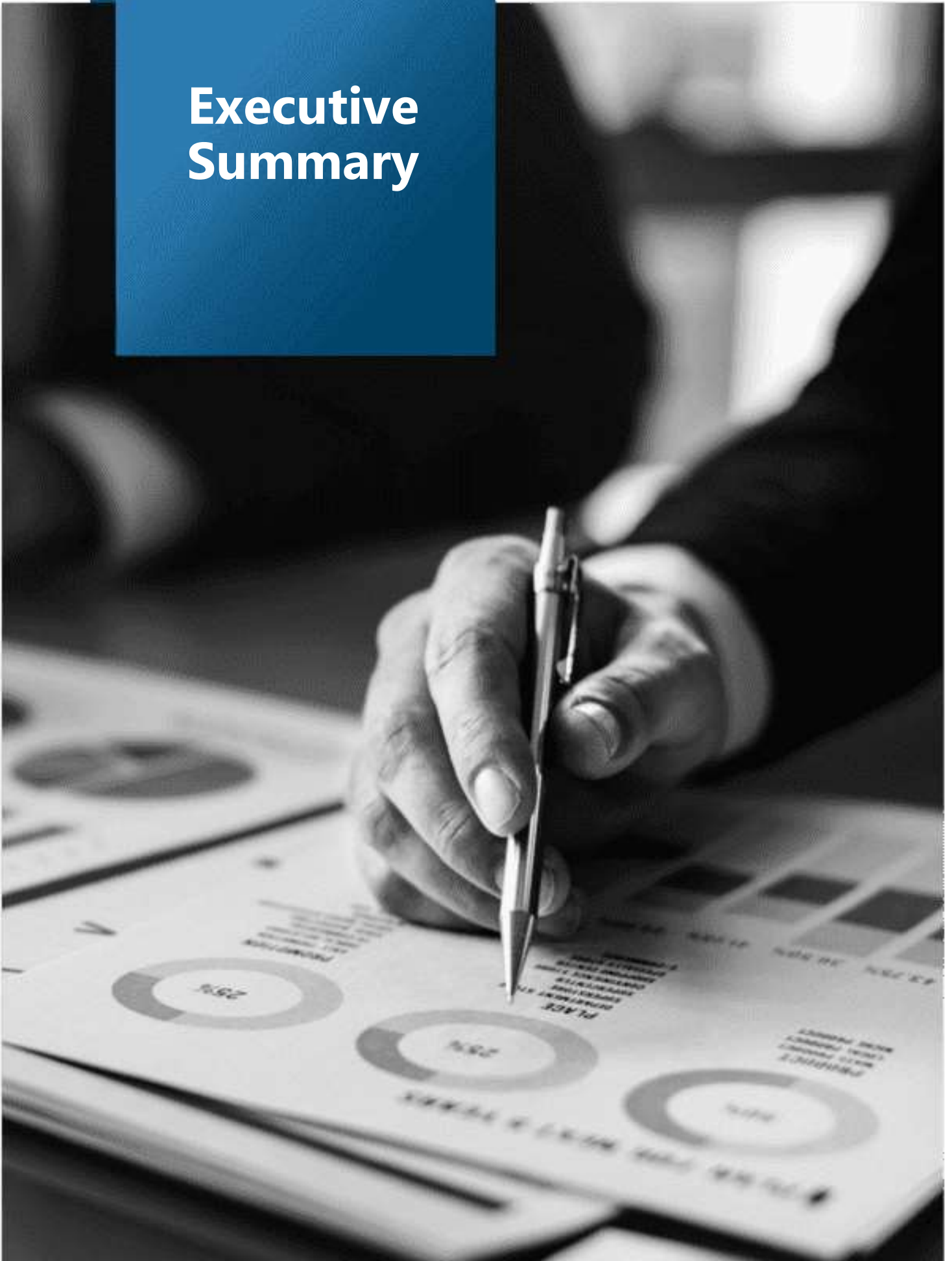
## 2.7 List of Stakeholders

- Raw material suppliers
- Manufacturers and Distributors
- OEM's
- Government and financial institutions
- Technology investors
- Venture capitalists
- Associations, organizations, forums, and alliances
- End-users

### Note:

- The complete report is been projected in USD Dollars. In the process of analysis, findings from other currency are been converted to USD Dollars.
- All the estimations in terms of volume and revenue are presented in Units and USD Million respectively.

# Executive Summary

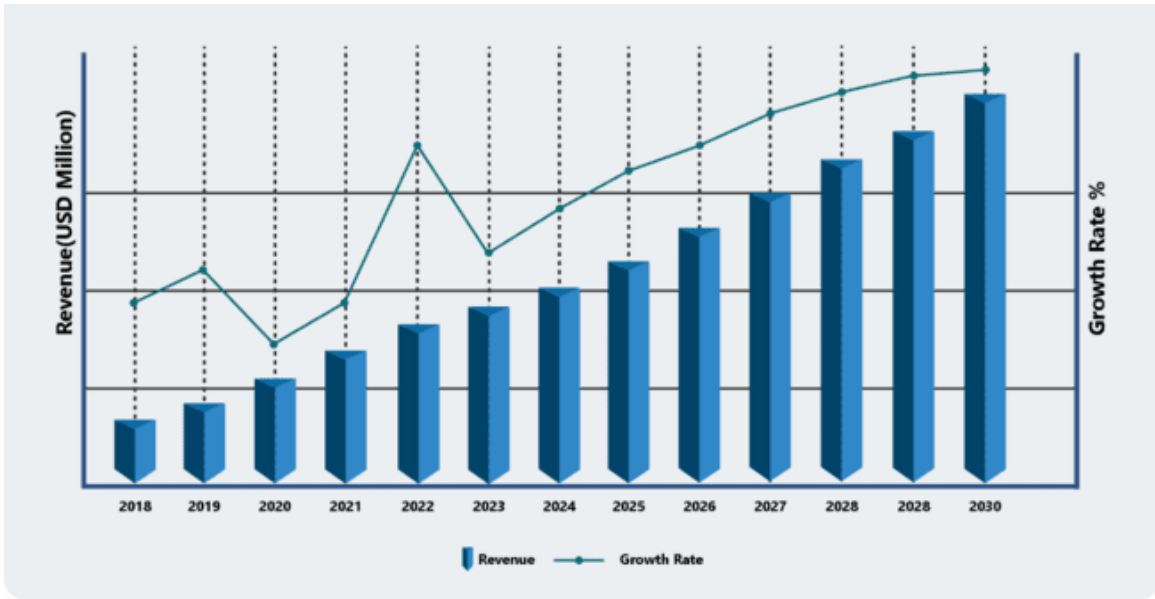


## Chapter 3 Executive Summary

### 3.1 Global Aluminum Metal Fencing Market, 2018 – 2030, (USD Million)

The Global Aluminum Metal Fencing Market is valued at USD XX Million in 2018 and is expected to reach USD XX Million by the end of 2030, growing at a CAGR of XX% between 2023 and 2030.

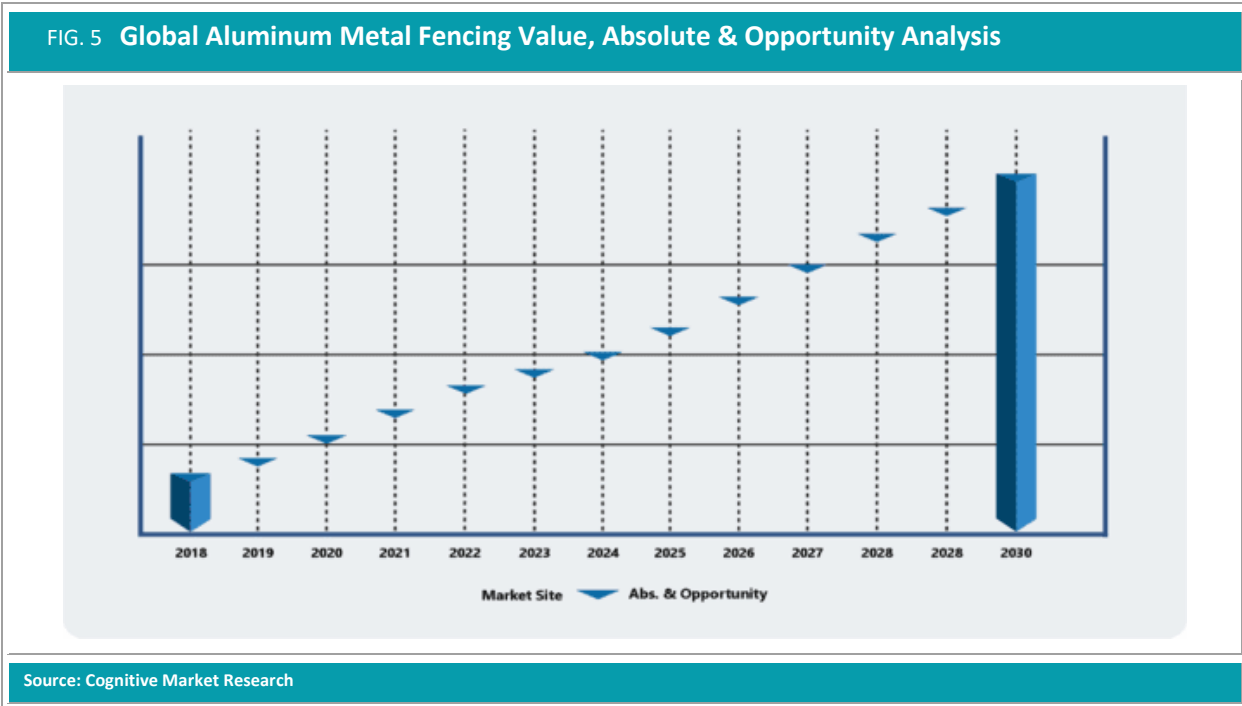
FIG. 4 Global Aluminum Metal Fencing Market, 2018 – 2030, (USD Million)



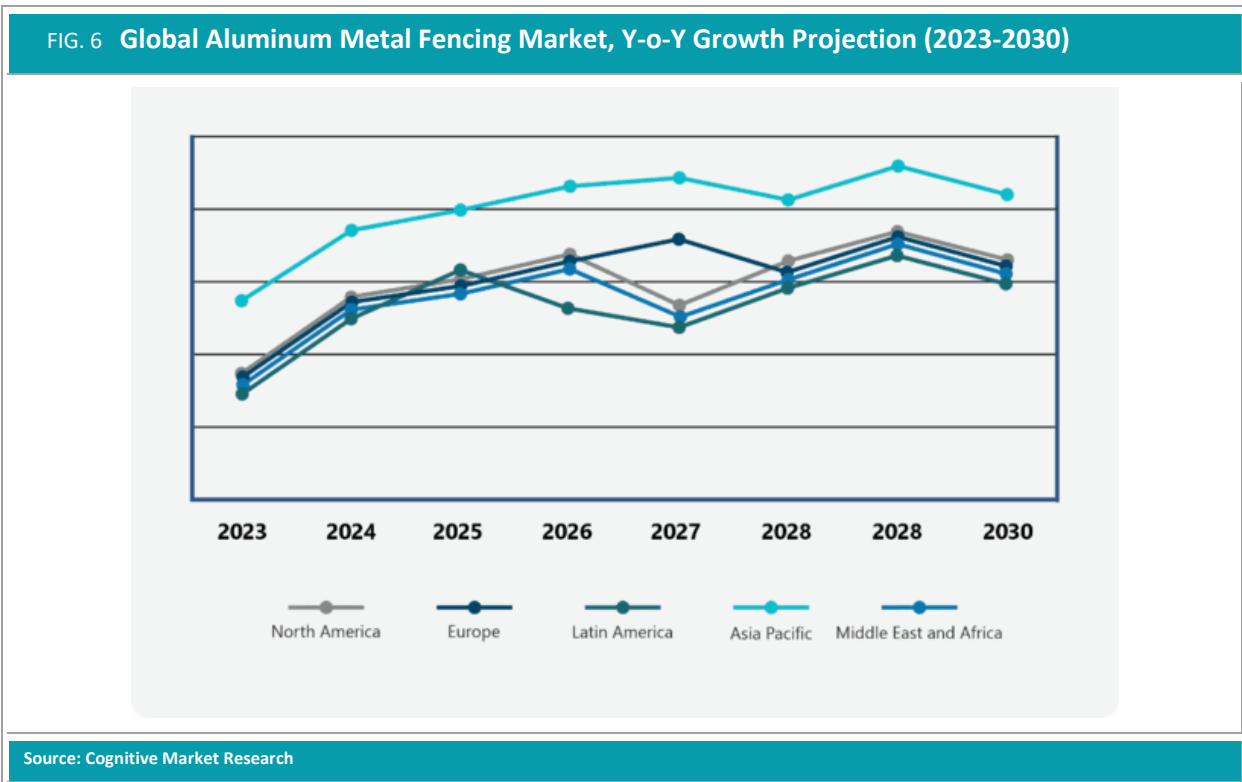
Source: Cognitive Market Research



3.2 Global Aluminum Metal Fencing Value, Absolute & Opportunity Analysis



3.3 Global Aluminum Metal Fencing Market Y-o-Y Growth Projection by Region (2023 - 2030)



## 3.4 Global Aluminum Metal Fencing Market: Snapshot


TABLE 1 Market Snapshot

Aluminum Metal Fencing Market	2018	2022	2030
Global Revenue (USD Million)	xx	xx	xx
CAGR (2023 – 2030)	xx%		
Grade Segment (Revenue Share)	Commercial: xx% Industrial: xx%	Commercial: xx% Industrial: xx%	Commercial: xx% Industrial: xx%
Type Segment (Revenue Share)	Mesh: xx% Strip: xx%	Mesh: xx% Strip: xx%	Mesh: xx% Strip: xx%
Application Segment (Revenue Share)	Residential: xx% Commercial: xx% Industrial: xx%	Residential: xx% Commercial: xx% Industrial: xx%	Residential: xx% Commercial: xx% Industrial: xx%
Key Regional Segment (Revenue Share)	North America: xx% Europe: xx% Asia-Pacific: xx% South America: xx% Middle East and Africa: xx%	North America: xx% Europe: xx% Asia-Pacific: xx% South America: xx% Middle East and Africa: xx%	North America: xx% Europe: xx% Asia-Pacific: xx% South America: xx% Middle East and Africa: xx%
Driver	[REDACTED]		



<b>Restraint</b>	[Redacted content]
<b>Opportunity</b>	[Redacted content]
<b>Trend</b>	[Redacted content]

# Aluminum Metal Fencing Market Overview



No.	Marketing Budget	Categories
10460	Benefits	1-Personal
35246	Payroll taxes	
76745	Salaries	
76023	Travel and bonuses	
2367		
1467		
8	1056	Research
9	9664	Fees
10	17695	Research Total
11	94015	
12	753	
13		



## Chapter 4 Aluminum Metal Fencing Market Overview

### 4.1 Product Overview and Scope of Aluminum Metal Fencing Market

Aluminum metal fencing is a type of fencing that is constructed using aluminum as the primary material. It offers a combination of durability, aesthetic appeal, and low maintenance, making it a popular choice for various applications such as residential, commercial, and industrial fencing.

Aluminum is naturally resistant to rust and corrosion, making it well-suited for outdoor applications where exposure to the elements is common. Unlike iron or steel, aluminum doesn't easily rust, ensuring the fence maintains its appearance and structural integrity over time. Further, it requires minimal maintenance. It doesn't need to be painted or treated to prevent rust, which reduces ongoing upkeep costs. Occasional cleaning with soap and water is usually sufficient to keep it looking great.

Due to its lightweight nature, aluminum fencing is relatively easy to install. This can potentially reduce labor costs and installation time and thus increases the demand for it.

[Blurred content]

[Blurred content]

[Blurred content]

## 4.2 Global Aluminum Metal Fencing Revenue Market by Region (2018-2030)

TABLE 2 Aluminum Metal Fencing Market Revenue (USD Billion) Comparison by Region (2018-2030)

Regions	2018	2022	2030	Market Share (%) 2030	CAGR (%) (2023-2030)
North America	xx	xx	xx	xx%	xx%
Europe	xx	xx	xx	xx%	xx%
Asia Pacific	xx	xx	xx	xx%	xx%
Latin America	xx	xx	xx	xx%	xx%
Middle East & Africa	xx	xx	xx	xx%	xx%
<b>Total</b>	xx	<b>5.16</b>	xx	xx%	<b>5.42%</b>

The Global Aluminum Metal Fencing market was valued at USD 5.16 Billion in 2022 and is expected to grow at a CAGR of 5.42% over the forecast period from 2023 to 2030.

FIG. 7 Global Aluminum Metal Fencing Revenue Market Share (%) by regions in 2018, 2022, 2030



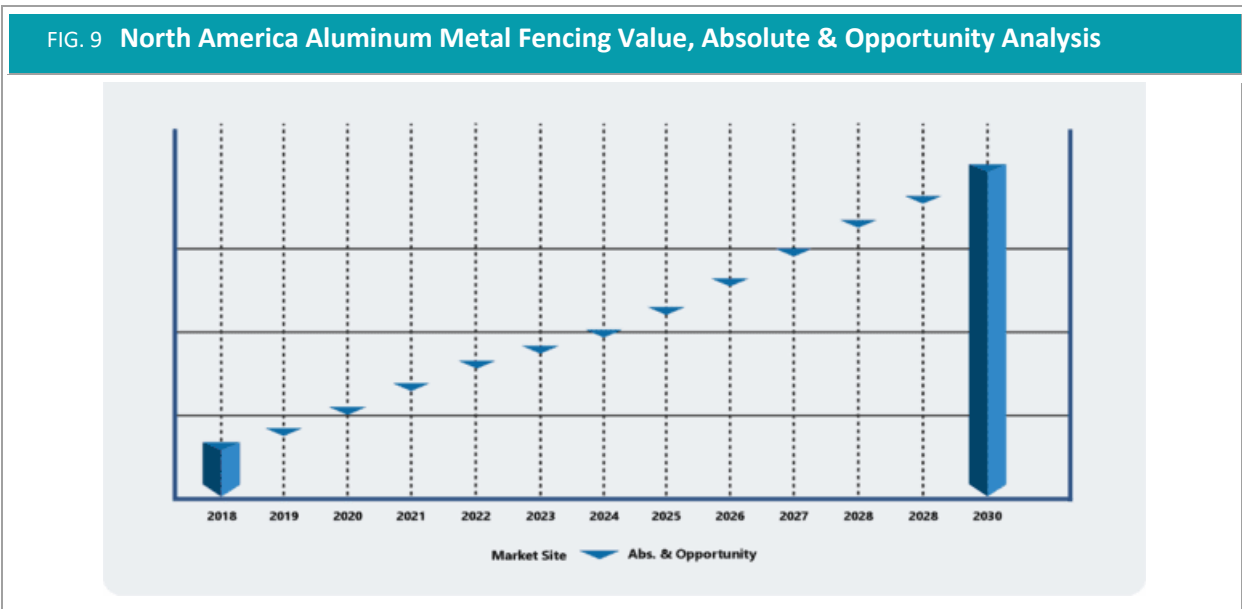
Source: Cognitive Market Research

4.2.1 North America Aluminum Metal Fencing Status and Prospect (2018-2030)

The North America Aluminum Metal Fencing market size was USD xx Million in 2018 and it will be USD xx Million in 2030.

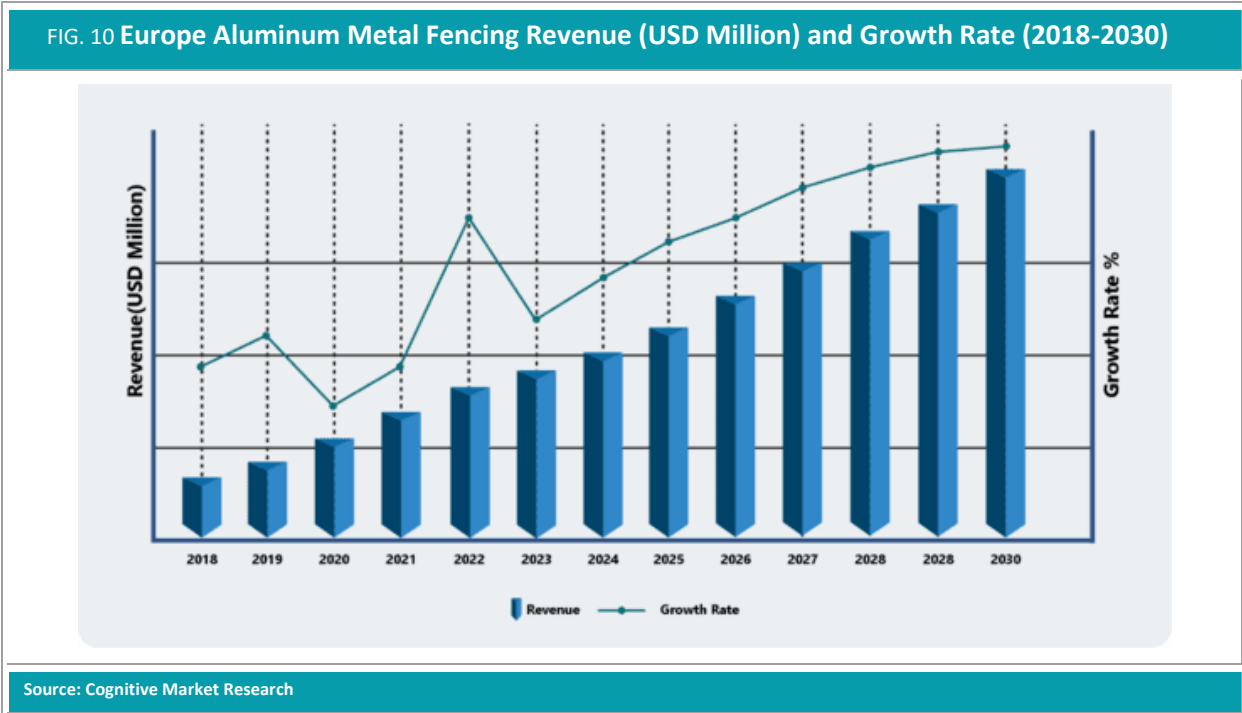


4.2.1.1 North America Aluminum Metal Fencing Value, Absolute & Opportunity Analysis

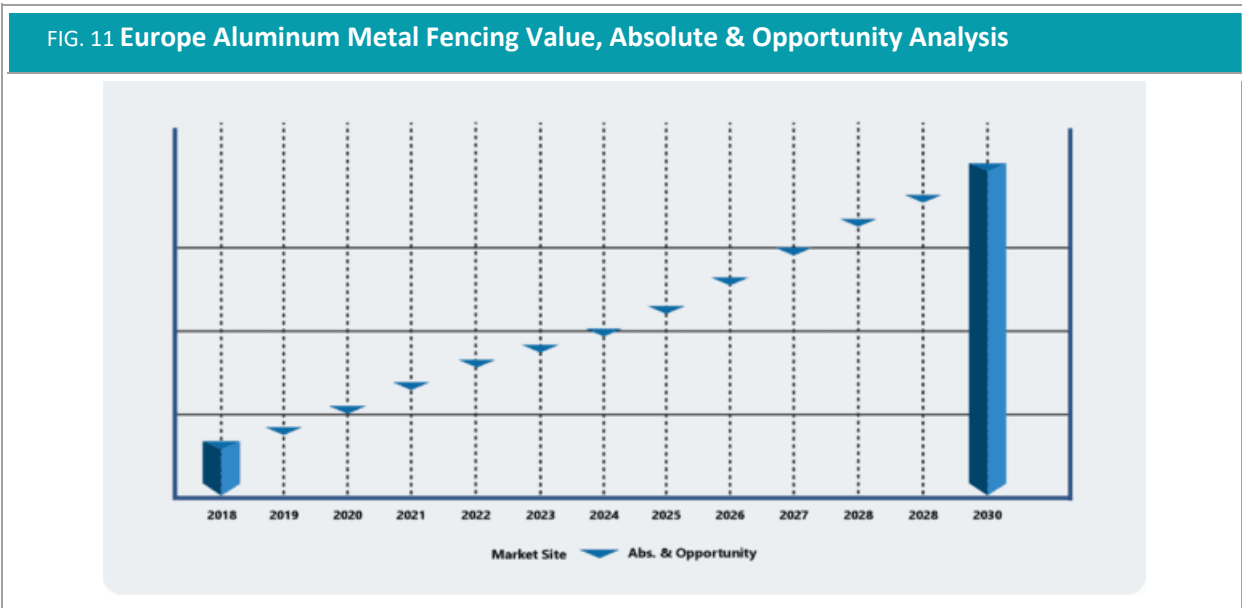


### 4.2.2 Europe Aluminum Metal Fencing Status and Prospect (2018-2030)

The Europe Aluminum Metal Fencing market size was USD xx Million in 2018 and it will be USD xx Million in 2030.

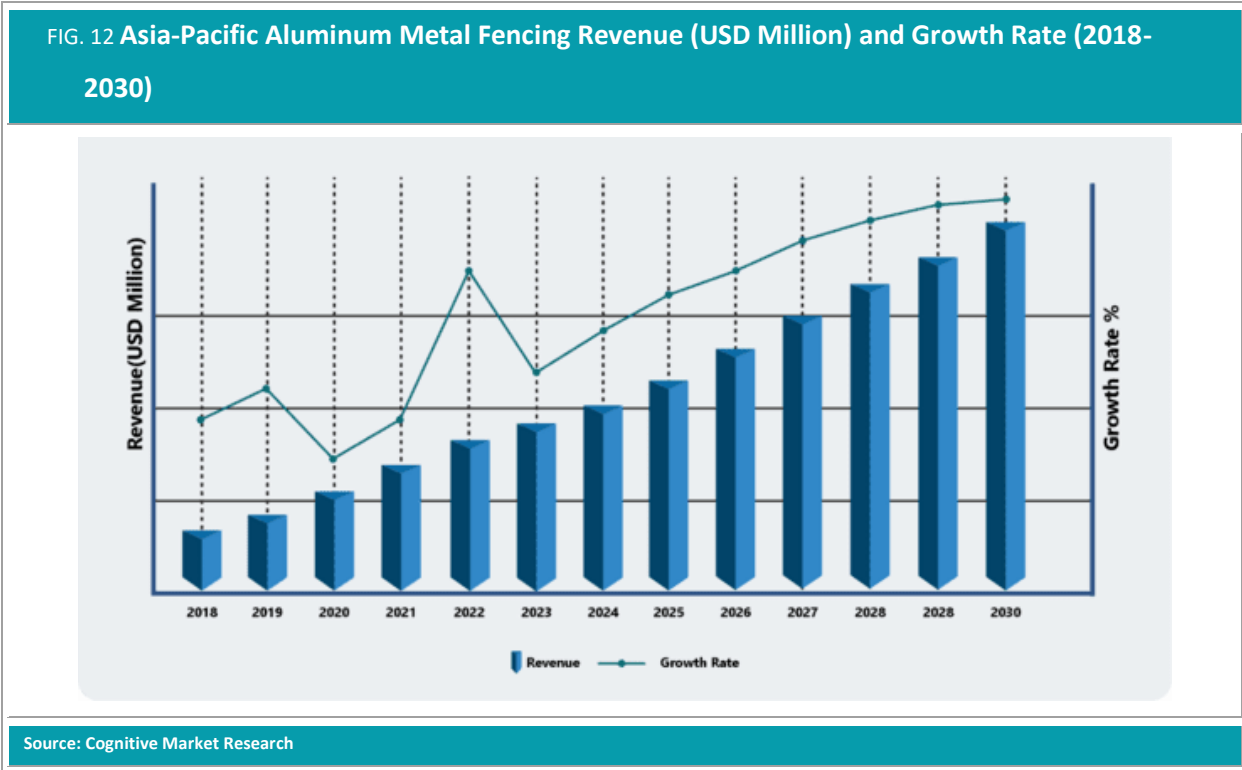


#### 4.2.2.1 Europe Aluminum Metal Fencing Value, Absolute & Opportunity Analysis

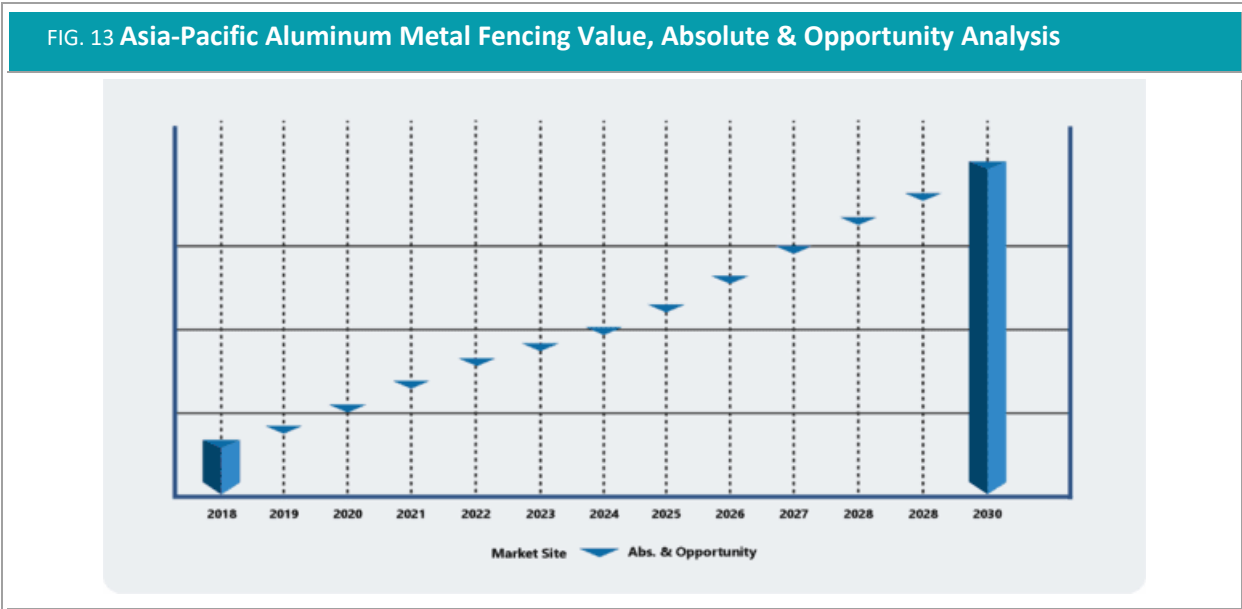


4.2.3 Asia-Pacific Aluminum Metal Fencing Status and Prospect (2018-2030)

The Asia-Pacific Aluminum Metal Fencing market size was USD xx Million in 2018 and it will be USD xx Million in 2030.



4.2.3.1 Asia-Pacific Aluminum Metal Fencing Value, Absolute & Opportunity Analysis

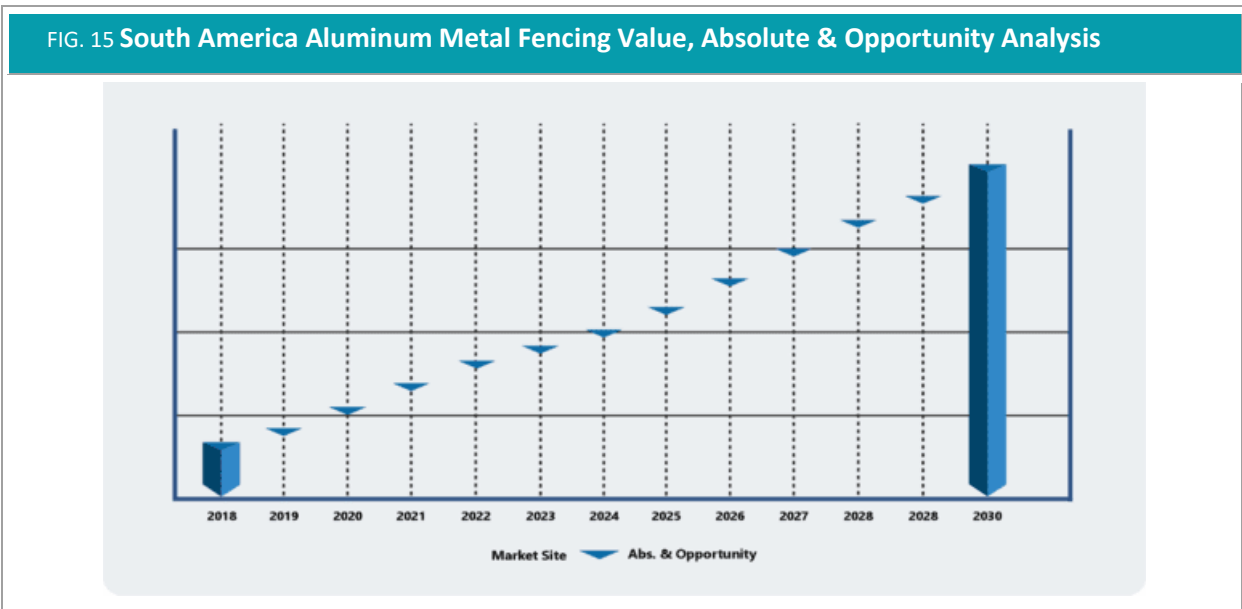


4.2.4 South America Aluminum Metal Fencing Status and Prospect (2018-2030)

The South America Aluminum Metal Fencing market size was USD xx Million in 2018 and it will be USD xx Million in 2030.



4.2.4.1 South America Aluminum Metal Fencing Value, Absolute & Opportunity Analysis

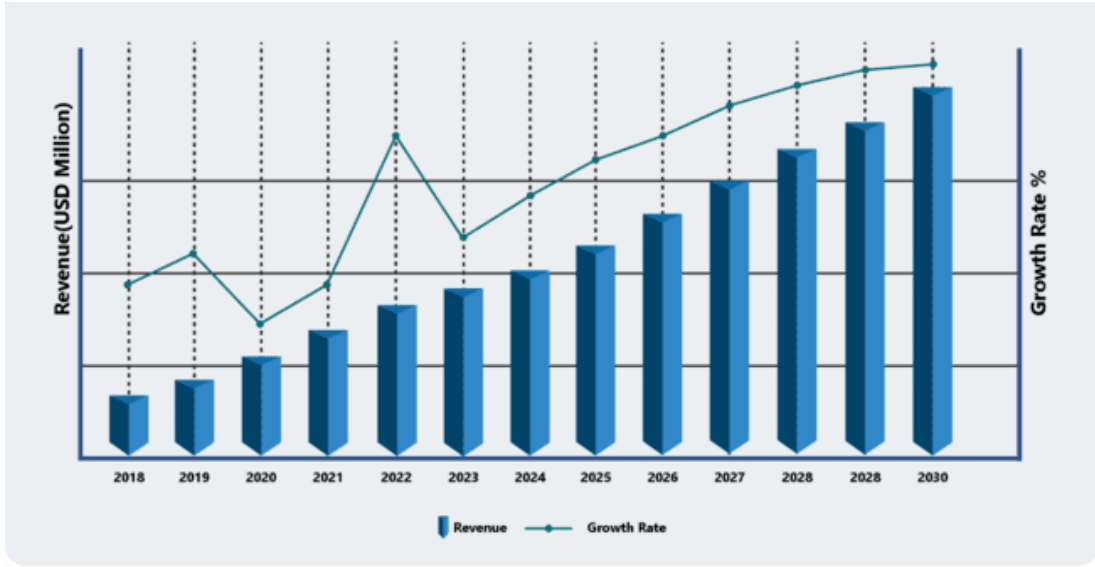




4.2.5 Middle East and Africa Aluminum Metal Fencing Status and Prospect (2018-2030)

The Middle East and Africa Aluminum Metal Fencing market size was USD xx Million in 2018 and it will be USD xx Million in 2030.

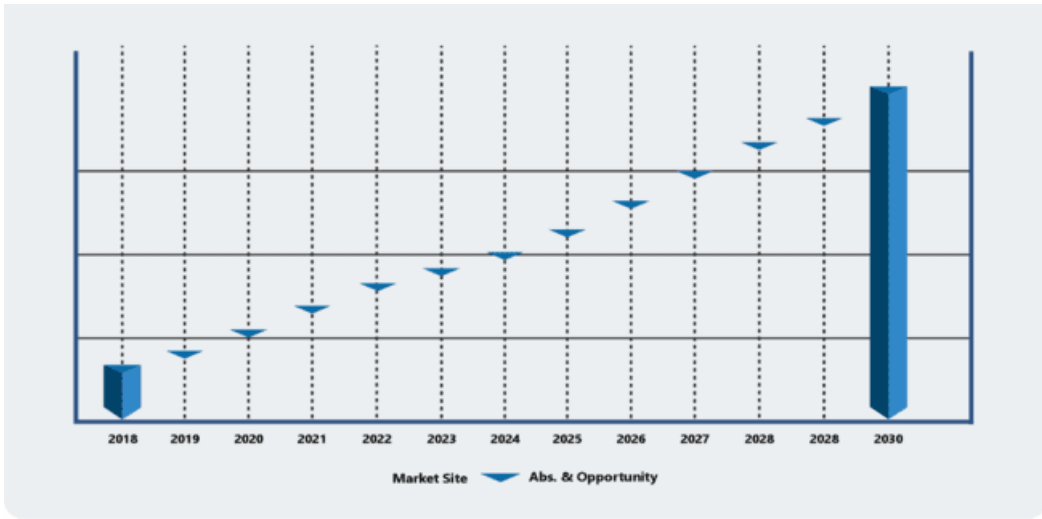
**FIG. 16 Middle East and Africa Aluminum Metal Fencing Revenue (USD Million) and Growth Rate (2018-2030)**



Source: Cognitive Market Research

4.2.5.1 Middle East and Africa Aluminum Metal Fencing Value, Absolute & Opportunity Analysis

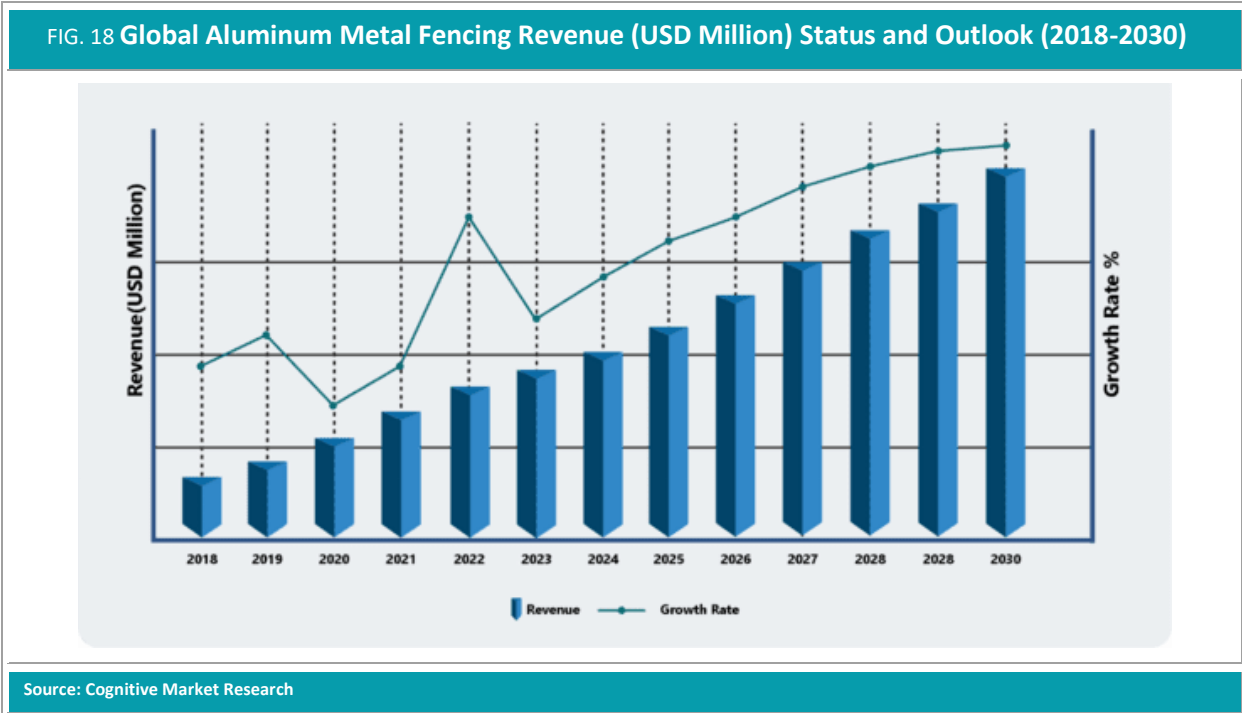
**FIG. 17 Middle East and Africa Aluminum Metal Fencing Value, Absolute & Opportunity Analysis**



4.3 Global Aluminum Metal Fencing Market Size (2018-2030)

4.3.1 Global Aluminum Metal Fencing Revenue Status and Outlook (2018-2030)

The Global Aluminum Metal Fencing Market is valued at USD xx Million in 2018 and is expected to reach USD xx Million by the end of 2030.



# Competitive Analysis (Subject to Availability)



## Chapter 5 Competitive Analysis (Subject to Availability)

This chapter covers a competitive analysis of the Global Aluminum Metal Fencing market, and it includes quantitative information such as revenue and market share of the manufacturers. The chapter also includes information regarding the strategies adopted by the manufacturers such as mergers, acquisitions, and new product launches.

Main questions answered by this chapter:

- Which key players are working in the industry?
- What is the market share of the major companies?
- What are the new product launches by manufacturers
- Merger and acquisition strategies by manufacturers

### 5.1 Global Aluminum Metal Fencing Revenue and Share by Manufacturers (2018-2022)


**TABLE 3 Global Aluminum Metal Fencing Revenue (USD Million) by Manufacturers (2018-2022)**

Manufacturers	2018A	2019A	2020A	2021A	2022A
Fortress Building Products	xx	xx	xx	xx	xx
Betafence	xx	xx	xx	xx	xx
Ameristar Fence	xx	xx	xx	xx	xx
Barrette	xx	xx	xx	xx	xx
Master Halco	xx	xx	xx	xx	xx
Merchants Metals	xx	xx	xx	xx	xx
Elite Aluminum Fence	xx	xx	xx	xx	xx
Jerith Manufacturing	xx	xx	xx	xx	xx
GreenWay Fence & Railing	xx	xx	xx	xx	xx
Muthumani & Co	xx	xx	xx	xx	xx
Smucker Fencing	xx	xx	xx	xx	xx
Alumi-Guard	xx	xx	xx	xx	xx
Others	xx	xx	xx	xx	xx

TABLE 4 Global Aluminum Metal Fencing Revenue Share by Manufacturers (2018-2022)

Manufacturers	2018A	2019A	2020A	2021A	2022A
Fortress Building Products	xx	xx	xx	xx	xx
Betafence	xx	xx	xx	xx	xx
Ameristar Fence	xx	xx	xx	xx	xx
Barrette	xx	xx	xx	xx	xx
Master Halco	xx	xx	xx	xx	xx
Merchants Metals	xx	xx	xx	xx	xx
Elite Aluminum Fence	xx	xx	xx	xx	xx
Jerith Manufacturing	xx	xx	xx	xx	xx
GreenWay Fence & Railing	xx	xx	xx	xx	xx
Muthumani & Co	xx	xx	xx	xx	xx
Smucker Fencing	xx	xx	xx	xx	xx
Alumi-Guard	xx	xx	xx	xx	xx
Others	xx	xx	xx	xx	xx

FIG. 19 Global Aluminum Metal Fencing Revenue Share by Manufacturers



Source: Cognitive Market Research

From the above graph, we will be able to infer that whether the market is consolidated or fragmented. Further, we can tell what is market share holdings of leading players operating in this industry.

5.2 Global Aluminum Metal Fencing Mergers and Acquisition Analysis/ Top Winning Strategies/  
New Launches Analysis

**TABLE 5 Global Aluminum Metal Fencing Market: Market Evaluation Framework**

	Date	Nature	Strategic Initiative/ Development	Details/Impact
Fortress Building Products	XXXXXX	XXXXXX	XXXXXX	xx
Betafence	XXXXXX	XXXXXX	XXXXXX	xx
Ameristar Fence	XXXXXX	XXXXXX	XXXXXX	xx
Barrette	XXXXXX	XXXXXX	XXXXXX	xx
Master Halco	XXXXXX	XXXXXX	XXXXXX	xx
Merchants Metals	XXXXXX	XXXXXX	XXXXXX	xx
Elite Aluminum Fence	XXXXXX	XXXXXX	XXXXXX	xx
Jerith Manufacturing	XXXXXX	XXXXXX	XXXXXX	xx
GreenWay Fence & Railing	XXXXXX	XXXXXX	XXXXXX	xx
Muthumani & Co	XXXXXX	XXXXXX	XXXXXX	xx
Smucker Fencing	XXXXXX	XXXXXX	XXXXXX	xx
Alumi-Guard	XXXXXX	XXXXXX	XXXXXX	xx
Others	XXXXXX	XXXXXX	XXXXXX	xx

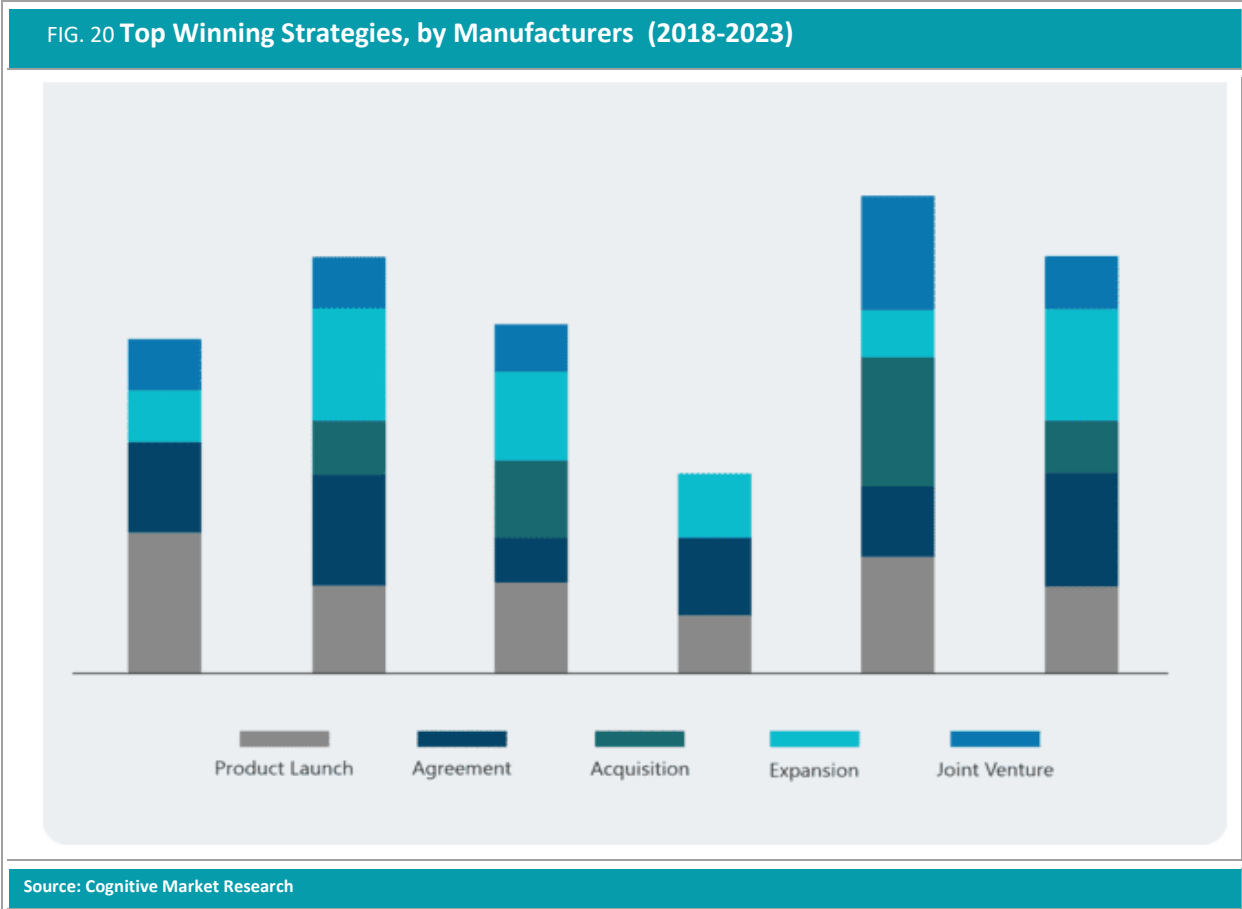
## 5.3 Company Categorization

Market Leaders	Emerging Players	Key Innovators
Company 1	Company 1	Company 1
Company 2	Company 2	Company 2
Company 3	Company 3	Company 3

[REDACTED]

[REDACTED]

5.4 Top Winning Strategies, by Manufacturers (2018-2023)





# ESG Analysis



## Chapter 6 ESG Analysis

### 6.1 Company's Overall Disclosure Score



[Blurred text area]

	Company Name	Avg Industry Score	Industry Leader	Deviation	Risk
<b>Environment</b>	XX	XX	XX	XX	XX
<b>Social</b>	XX	XX	XX	XX	XX
<b>Governance</b>	XX	XX	XX	XX	XX
<b>Total ESG Score</b>	XX	XX	XX	XX	XX

[Blurred text area]

# COVID – 19 Impact Analysis on Aluminum Metal Fencing Market



## Chapter 7 COVID – 19 Impact Analysis on Aluminum Metal Fencing Market

---

Global economy has been affected by the coronavirus pandemic due to the global economic slowdown. The disruption of the supply chain has caused a shortage of raw materials and components. All these parameters have been analyzed with an approach of its effects on Aluminum Metal Fencing market.

- Impact of COVID-19 on pricing of Aluminum Metal Fencing product
- Impact of COVID-19 pandemic on overall market
- Impact of COVID-19 on manufacturer
- Impact of COVID-19 on supplier

### 7.1 Global Aluminum Metal Fencing Market – COVID – 19 Impact Analysis

An analysis of the market developments between December 2019 to till date revealed that product commercialization, developmental collaborations, and product distribution partnerships were adopted by market players to maintain a competitive position in the Aluminum Metal Fencing market to mitigate the COVID-19 impact. Product commercialization was the most widely adopted growth strategy.



### 7.1.1 Influencing Factors

There are three major influencing factors:

- COVID-19 infection rates
- Governments' actions to control the pandemic
- The annualized monthly GDP rates

### 7.1.2 Forecast Assumptions

Annualized monthly GDP growth rates will vary by region and country.




### 7.1.3 **Impact of COVID-19 on Global Aluminum Metal Fencing Market**

There is hardly any place in the world that has remained unaffected by the brutality of the Covid-19 pandemic, almost every company is suffering from ruthless Novel Coronavirus Disease. To encompass the pandemic, many nations and Governments around the world has imposed a lockdown, which is restricting the gatherings and the movement of people. Along with this, the transportation hasn't been opened completely which also impacted import and export of chemical industry and there is also shortage of raw-materials. In addition to this, the Covid-19 cases are increasing and government is re-imposing the lockdown situation, hence there will be again shortage of workforce in the factories that may impact the business functioning. This re-imposing of lockdown will also impact the logistic & supply chain, which will show the huge loss in the industry.

### 7.1.4 **Consumer Buying Behavior on Global Aluminum Metal Fencing Market**

The COVID-19 (Coronavirus Disease) pandemic have forced many companies to halt their business operation in order to comply with the new government regulations. Therefore, consumer's priorities are more inclined towards basic needs, which increases demand for hygiene, cleaning and staples products, while there is decrease in demand for non-essential categories products. Moreover, consumers are also feeling anxious and worried, which lead them towards panic-buying of staples and hygiene products. Along with this, in this pandemic crisis, consumers are also changing their buying preferences because there is rise in buy local trend, therefore consumers are migrating towards digital commerce for their grocery and other shopping instead of buying it from physical stores.

# Aluminum Metal Fencing Market – Industry Analysis



## Chapter 8 Aluminum Metal Fencing Market – Industry Analysis

### 8.1 Market Drivers

#### 8.1.1 Urbanization and Construction Activities drives the Global Aluminum Metal Fencing Market

Urbanization and construction activities are significant drivers of various industries, including the aluminum metal fencing market.

Urbanization involves the growth and expansion of cities, leading to increased demand for infrastructure development. This includes the construction of residential, commercial, and industrial buildings, as well as roads, bridges, and public spaces. Many of these projects require fencing solutions for safety, security, and aesthetic purposes.

As urban populations grow, there is a continuous need for housing. Residential developments, including gated communities, housing complexes, and individual homes, often incorporate aluminum fencing to demarcate property boundaries, enhance security, and contribute to the overall visual appeal of the area.

Urbanization drives the establishment of new commercial centers, office buildings, and industrial facilities. These projects may require fencing for security, access control, and privacy. Aluminum fencing is favored for its combination of durability, aesthetics, and low maintenance.

Urbanization leads to the development of public spaces such as parks, gardens, recreational areas, and community centers. These areas often utilize aluminum fencing to create boundaries, protect landscaping, and provide safety for visitors.

With denser populations in urban areas, safety and security concerns become more pronounced. Aluminum fencing is often chosen for its ability to create secure perimeters around properties while maintaining an open and welcoming appearance.

Urbanization comes with a focus on aesthetics as cities strive to create visually appealing environments. Aluminum fencing offers customizable design options that can complement various architectural styles and contribute to the overall aesthetics of urban spaces.

Urban areas are subject to zoning regulations and building codes that often specify the type of fencing allowed. Aluminum fencing's versatility makes it adaptable to these regulations, ensuring compliance while meeting functional and aesthetic requirements.



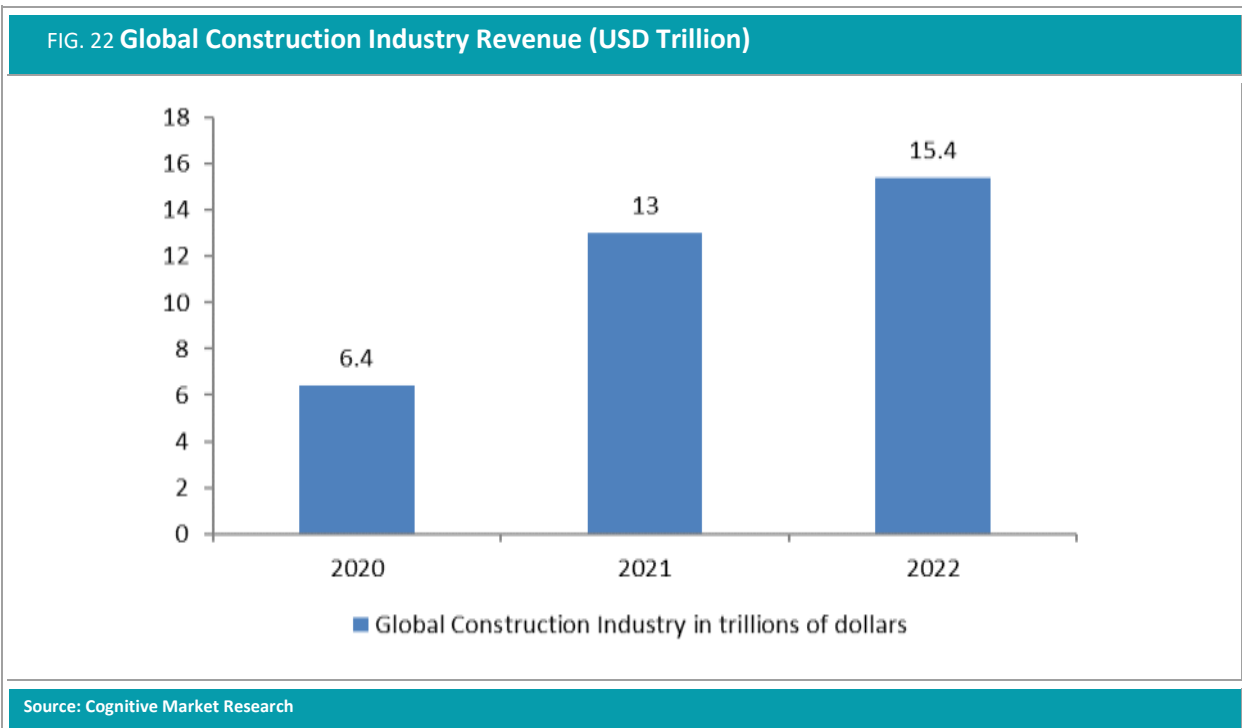
As cities evolve, there's a need to renovate and upgrade existing infrastructure. Aluminum fencing can be a suitable choice for retrofitting projects due to its lightweight nature and ease of installation.

Urban areas often host events, festivals, and gatherings that require crowd control and safety measures. Temporary aluminum fencing can be used to create designated areas and control pedestrian flow.

Urbanization is often linked to economic growth and increased consumer spending. This growth can lead to higher demand for construction and renovation activities, further driving the need for aluminum fencing.

Amid urbanization, there's a growing emphasis on creating green spaces and sustainable environments. Aluminum fencing can be used to protect green areas and contribute to the overall ecological balance of urban regions.

Overall, the ongoing process of urbanization and the associated construction activities create a continuous demand for aluminum fencing. As cities expand and evolve, the need for durable, low-maintenance, and aesthetically pleasing fencing solutions becomes increasingly important, positioning aluminum fencing as a preferred choice in urban environments.



## 8.2 Market Restraints

### 8.2.1 Competition from Other Materials hinders the market growth

[Redacted content]

[Redacted content]

### 8.2.2 Pricing and Affordability poses significant challenges to the market

[Redacted content]

[Redacted content]

### 8.3 Opportunity

#### 8.3.1 Customization and Aesthetics provides considerable edge to the market

[REDACTED]

[REDACTED]

#### 8.3.2 Technological Innovations opens up new opportunities for market growth

[REDACTED]

[REDACTED]

## 8.4 Market Trends

### Qualitative Analysis

[Redacted content]


[Redacted content]

## 8.5 Technological Road Map

[Redacted content]

[Redacted content]

## 8.6 PESTEL Analysis for Aluminum Metal Fencing Market



We at Cognitive Market Research provide complete analysis of all the key external factors which includes Political, Economic, Sociological, Technological, Legal and Environmental which significantly impacts market performance. This analysis will be useful in a range of different scenarios and will guide in taking strategic decisions for respective companies or organizations.

Furthermore, PESTEL analysis will help to develop innovative product and market initiatives by identifying business models that may profoundly affect the future employment landscape. Monitoring of all the external factors will help to make proper marketing plans by prioritizing objectives within a set timeframe. It thus guides you to make effective decisions determining product position and will assist you to understand opportunities and threats around the globe.

### 8.6.1 Political

Political factors include tax policy, environmental regulations, trade restrictions and reform, tariffs, and also political stability. These factors determine the extent to which a government may influence an industry or a company. For example, the government may bring new tax reforms that might change the whole revenue-generating system of a company.

### 8.6.2 Economic

Economic factors include economic growth/decline, interest, exchange, inflation and wage rates, minimum wage, working hours, unemployment (local and national), credit availability, and cost of living. These factors are determinants to an economy's performance that directly impacts a company and have resonating long term effects.

### 8.6.3 Social

Social factors include cultural norms and expectations, health consciousness, population growth rates, age distribution, career attitudes, health, and safety. These factors are helpful for companies to better plan their marketing analytics and strategy.

### 8.6.4 Technological

Technological factors mean the innovations and developments in technologies. These factors impact an organization's operations. Several new developments like Artificial Intelligence, IoT, Machine Learning, Deep Learning, are being made in the technology field and if a company fails to match up the trend it may lose its position in the market.

### 8.6.5 Environmental

These factors are mainly concerned with the effect of the surrounding environment and the influence of ecological aspects. These include waste disposal laws, environmental protection laws, energy consumption regulation.

### 8.6.6 Legal

Legal factors include changes to legislation impacting employment, access to materials, quotas, resources, imports/exports, and taxation. These factors have both external and internal sides. Certain laws have an impact on the business environment in a country.

***Kindly note: Final Deliverable report will be included detailed PESTEL analysis for Aluminum Metal Fencing Market.***



## 8.7 Porter's Five Forces Analysis for Aluminum Metal Fencing Market



### Threat of new entrants

Profitable industries that yield high returns will attract new firms. New entrants eventually will decrease profitability for other firms in the industry.



### Threat of substitutes

A substitute Type uses a different technology to try to solve the same economic need.



### Bargaining power of Buyers

The market outputs. The ability of customers to put the firm under pressure, which also affects the customer's sensitivity to price changes.



### Bargaining power of suppliers

The market inputs. Suppliers of raw materials, components, labor, and services (such as expertise) to the firm can be a Route of Administration of power over the firm when there are few substitute.



### Competitive rivalry

For most industries the intensity of competitive rivalry is the major determinant of the competitiveness of the industry.

We will be providing competitive position analysis by giving in-depth explanation of Porter's analysis for Aluminum Metal Fencing market. The Porter's analysis will help you in determining competitive intensity and attractiveness of a market. It helps to understand the availability of level of powers at different chains of market. This is useful both in understanding the strength of an organization's current competitive position, and the strength of a position that an organization may look to move into. It thus also provides an idea about a product profitability.

#### Benefits of Porter's Analysis:

- Helps in examining competitive intensity
- Better understanding about business's supplier's control
- Identifying number of suppliers of raw materials and other resources
- Gives an idea about price trends
- Helps in achieving idea about the consumers and their purchase habit
- Identifies new entrants and barriers of entering into the market
- Provide all-inclusive analysis of substitute availability

We will thus help you in understanding business and its potential by providing complete competitive analysis through Porter's Five Forces.



### 8.7.1 Power of Suppliers

The next factor in the Porter model addresses how easily suppliers can drive up the cost of inputs. It is affected by the number of suppliers of key inputs of a good or service, how unique these inputs are, and how much it would cost a company to switch to another supplier. The fewer suppliers to an industry, the more a company would depend on a supplier. As a result, the supplier has more power and can drive up input costs and push for other advantages in trade. On the other hand, when there are many suppliers or low switching costs between rival suppliers, a company can keep its input costs lower and enhance its profits.

Determinant	Determinant Strength	Determinant Impact on the Market		
No. of Raw Material Suppliers	High	Low	Moderate	High
Product Differentiation	High			✓
Switching Cost	Low	✓		
Product Quality	High			✓
Distribution Channel	Moderate		✓	
Forward Integration	Moderate		✓	

### 8.7.2 Threat of Substitutes

The last of the Five Forces focuses on substitutes. Substitute goods or services that can be used in place of a company's products or services pose a threat. Companies that produce goods or services for which there are no close substitutes will have more power to increase prices and lock in favorable terms. When close substitutes are available, customers will have the option to forgo buying a company's product, and a company's power can be weakened.

Determinant	Determinant Strength	Determinant Impact on the Market		
Product Differentiation	High	Low	Moderate	High
Price War	High			✓
Waste of Substitute	Low	✓		
Brand Loyalty	High			✓



### 8.7.3 Potential of New Entrants into an Industry

A company's power is also affected by the force of new entrants into its market. The less time and money it costs for a competitor to enter a company's market and be an effective competitor, the more an established company's position could be significantly weakened.

An industry with strong barriers to entry is ideal for existing companies within that industry since the company would be able to charge higher prices and negotiate better terms.

Determinant	Determinant Strength	Determinant Impact on the Market		
Economic Scale	High	Low	Moderate	High
Investment Cost	High			✓
Legal Barriers	Low	✓		
Government Policies	High			✓
Product Differentiation	Moderate		✓	
Brand Loyalty	Moderate		✓	

#### 8.7.4 Power of Customers

The ability that customers have to drive prices lower or their level of power is one of the Five Forces. It is affected by how many buyers or customers a company has, how significant each customer is, and how much it would cost a company to find new customers or markets for its output.

A smaller and more powerful client base means that each customer has more power to negotiate for lower prices and better deals. A company that has many, smaller, independent customers will have an easier time charging higher prices to increase profitability.

Determinant	Determinant Strength	Determinant Impact on the Market		
		Low	Moderate	High
No. of Buyers	High			
Purchase Quantity	High			✓
Switching Cost	Low	✓		
Product Dependency	High			✓
Distribution Channel	Moderate		✓	

#### 8.7.5 Competition in the Industry

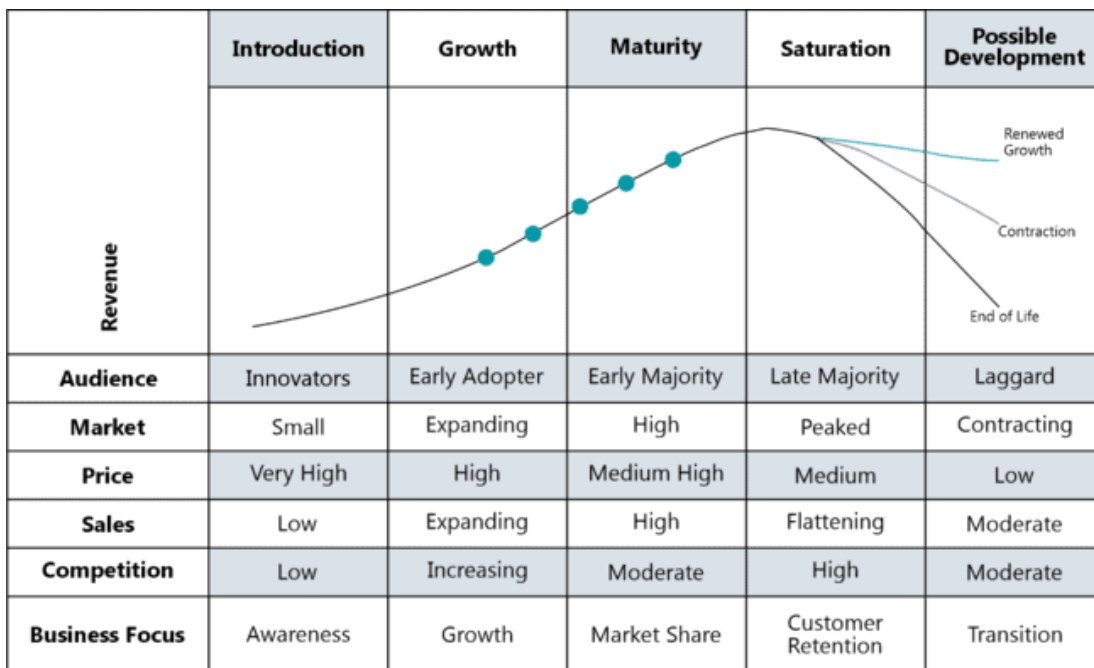
The first of the Five Forces refers to the number of competitors and their ability to undercut a company. The larger the number of competitors, along with the number of equivalent products and services they offer, the lesser the power of a company.

Determinant	Determinant Strength	Determinant Impact on the Market		
		Low	Moderate	High
No. of Buyers	High			
Purchase Quantity	High			✓
Switching Cost	Low	✓		
Product Dependency	High			✓
Backward Integration	Moderate		✓	

8.8 Product Life Cycle of Aluminum Metal Fencing Market

The report will include detailed insights into the product lifecycle and analyze the behavior of a product from development to exit from the Aluminum Metal Fencing market. Our product life cycle analysis covers every stage of growth, from launch to adoption, sales maturation, and decline. The introduction is the first stage of the product lifecycle, where we will provide product life cycle strategies to ensure the product reaches its target audience. Growth is the second stage, consumers start buying the product, it becomes popular, and its sales increase. To determine growth potential, we offer brand retention strategies to build a loyal customer base.

Furthermore, maturity is another stage of the product lifecycle, where sales slowdown, indicating that the market has begun to reach saturation. To determine the saturation level, we provide new ways to innovate the company’s product and strategies to increase its longevity. Similarly, in the declining stage, product sales begin to drop due to market saturation and the new availability of alternative products. Our cognitive market research team will help clients tactfully make strategic plans for product launches, and support them in making strategic decisions about pricing for bringing new products to market.

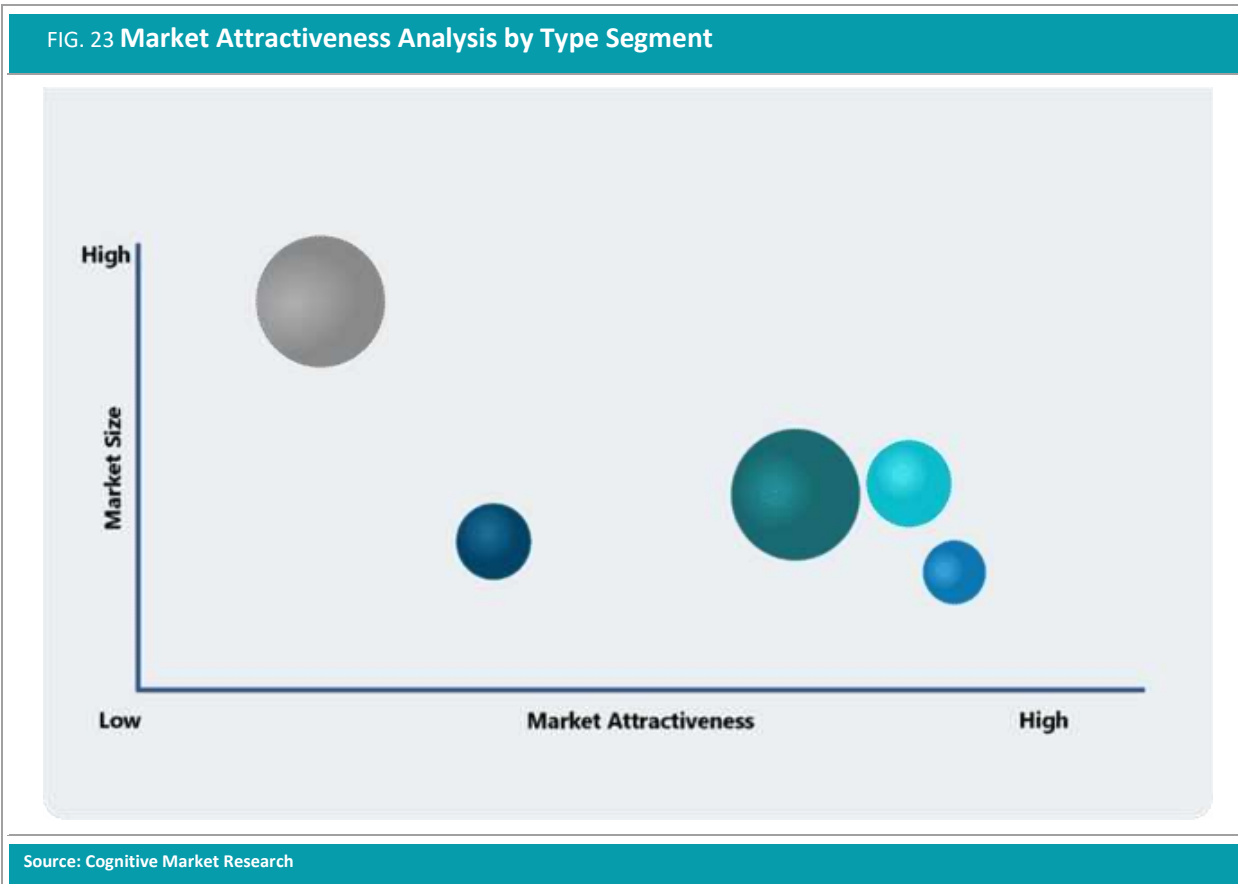


### 8.9 Market Attractiveness Analysis

CMR is providing an extensive research and insights by offering market attractiveness graph. It shows influencing segment in the market and position of each and every segment that where the particular segment is positioned in the current market.

Market attractiveness will help you to see various opportunities for profitability which then an organization can achieve in a competitive market area. Wide array of variables influences market attractiveness, including size, growth rates, pricing trends, competition, and overall risk in the industry. We provide thorough analysis on each and every influencer that entails around markets or geographies. If you are looking for market attractiveness analysis for a specific market, we assure you to help you out.

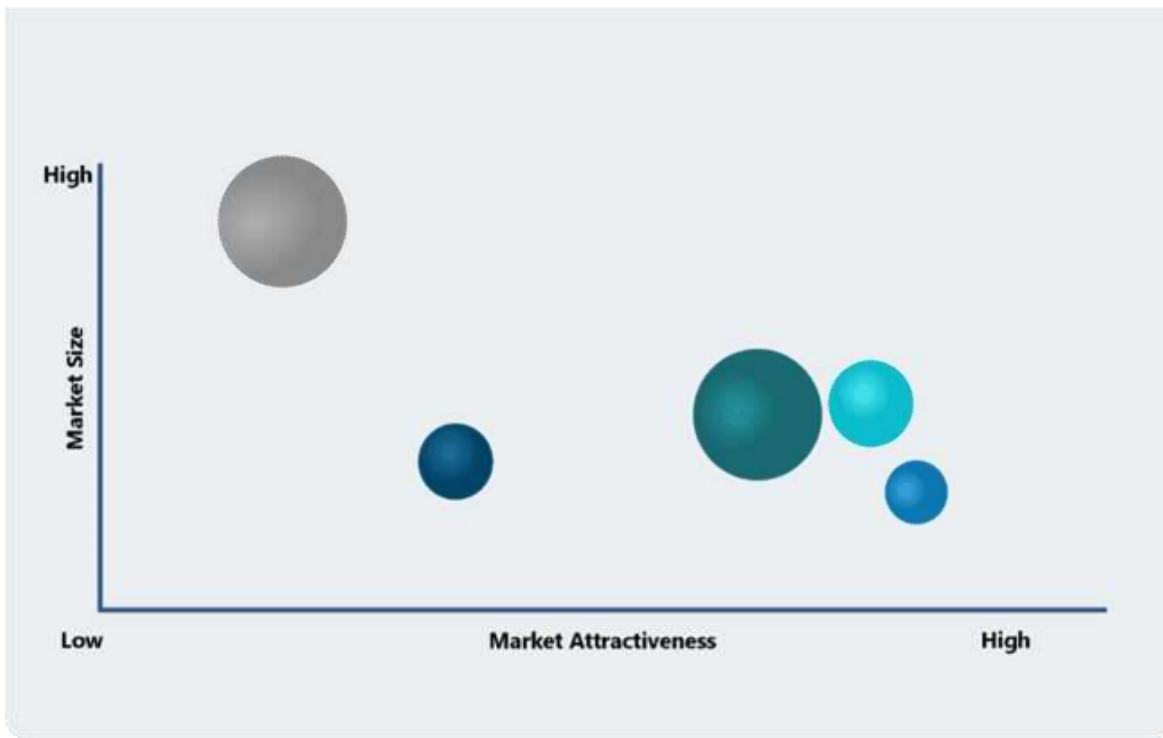
#### 8.9.1 Market Attractiveness Analysis by Type Segment



The above attractiveness graph shows influencing segment in the market and position of each and every segment that where the particular segment is positioned in the current market. It will suggest various opportunities for profitability that any company or organization can achieve in a competitive market area.

## 8.9.2 Market Attractiveness Analysis by Application Segment

FIG. 24 Market Attractiveness Analysis by Application Segment



Source: Cognitive Market Research

The above attractiveness graph shows influencing segment in the market and position of each and every segment that where the particular segment is positioned in the current market. It will suggest various opportunities for profitability that any company or organization can achieve in a competitive market area.

# Industrial Chain Analysis



## Chapter 9 Industrial Chain Analysis

### 9.1 Industry chain analysis

This chapter of the report explains complete process by identifying factors that create or hinder cost efficiency in its business model. The analysis is been performed by scrutinizing every production step required to create a product, with the goal of delivering maximum value for the least possible total cost.

Main questions answered by this chapter:

- What are the major raw materials involved in the manufacturing process?
- Which players are major suppliers of raw materials?
- What is the current price range of raw materials?
- Which countries are majorly exporting raw materials?



### 9.2 Manufacturing Cost Analysis

This content will explain complete manufacturing process along with major raw materials required to manufacture end-product. Further, average current price analysis will be added to this part which can help readers to analyze its cost structure. Majorly it will be segregated into three major categories: direct materials cost, direct labor cost and manufacturing overhead. It will assist with technologies in the manufacturing industry to ensure quality, increase performance and yield, reduce costs, and optimize supply chains.

9.3 **Consumer Preference Analysis**

This content expresses complete analysis of what aspects of a product affect and how they affect a consumer's purchasing decision. It is used to identify requirements and preferences of group of consumers.

9.4 **Supply Side Analysis**

9.4.1 **Raw Material Analysis**

[Blurred content]

9.4.2 **Raw Material Procurement Analysis**

[Blurred content]

9.4.3 **Raw Material Price Trend Analysis**

**TABLE 6 Price Trend Analysis**

Raw Materials	Sourcing	Price Range





# Patent Analysis of Aluminum Metal Fencing Market




## Chapter 10 Patent Analysis of Aluminum Metal Fencing Market

### 10.1 Patent Analysis

Patent Number	Type	Date of Patent	Assignee



# Global Aluminum Metal Fencing Market Analysis by Grade



## Chapter 11 Global Aluminum Metal Fencing Market Analysis by Grade

### 11.1 Global Aluminum Metal Fencing Revenue and Market Share (%) by Grade (2018-2030)

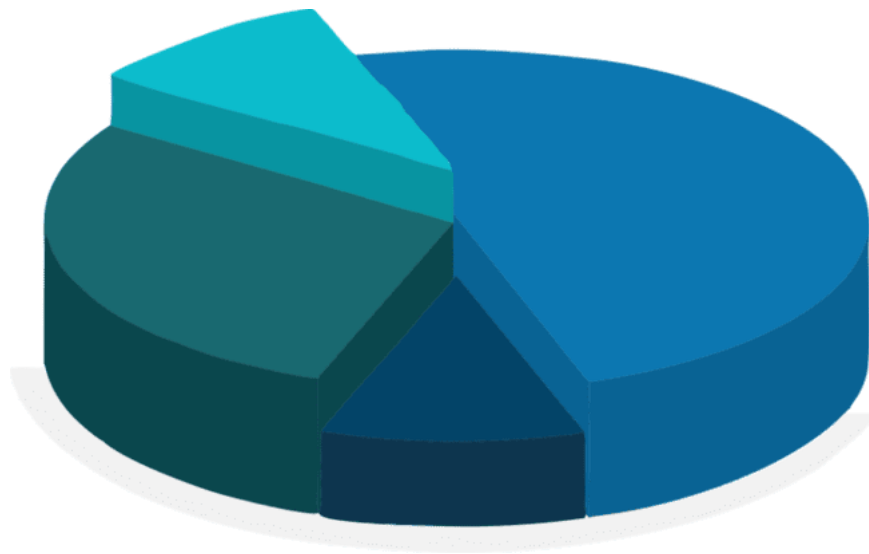
**TABLE 7 Global Aluminum Metal Fencing Revenue (USD Million) by Grade (2018-2030)**

	2018												2030
Commercial	xx												xx
Industrial	xx												xx
Total	xx												xx

**TABLE 8 Global Aluminum Metal Fencing Revenue Share (%) by Grade (2018-2030)**

	2018												2030
Commercial	xx												xx
Industrial	xx												xx
Total	xx												xx

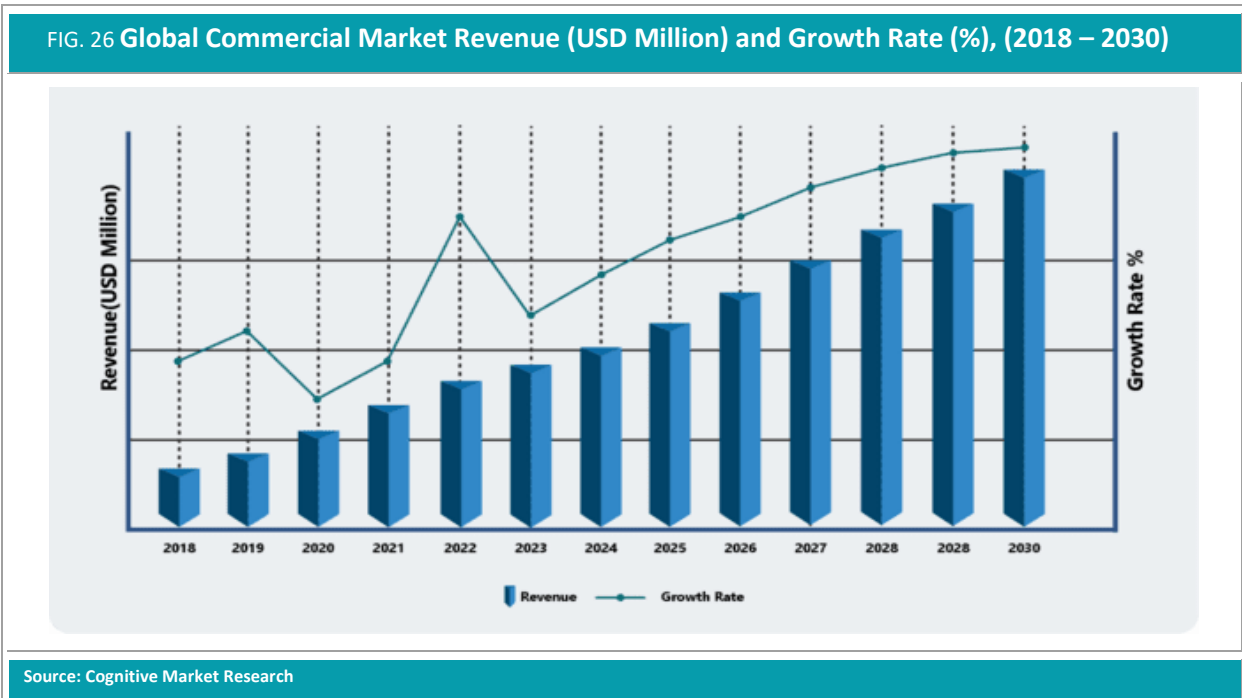
**FIG. 25 2022 Revenue Market Share (%) of Aluminum Metal Fencing by Grade**



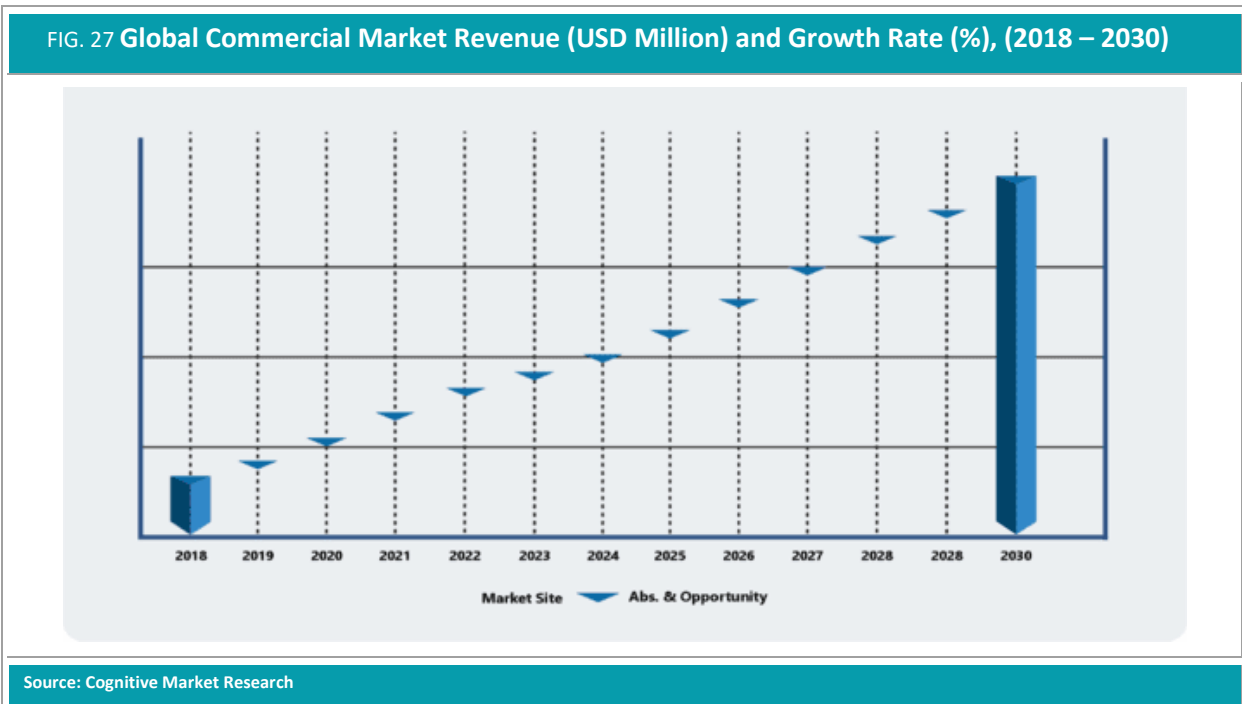
Source: Cognitive Market Research

11.1.1 Commercial

In 2018, the Commercial Revenue (USD Million) was USD xx Million and it expected to reach at USD xx Million in 2030



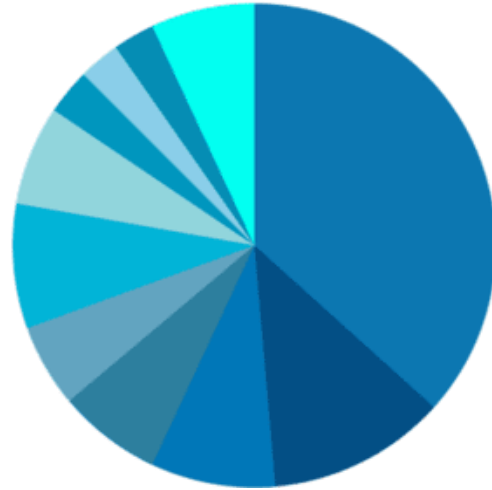
11.1.1.1 Commercial Aluminum Metal Fencing Value, Absolute & Opportunity Analysis



11.1.1.2 Aluminum Metal Fencing Market for Commercial, by Country (2021 Vs 2024)

FIG. 28 Aluminum Metal Fencing Market for Commercial, by Country (2021 Vs 2024)

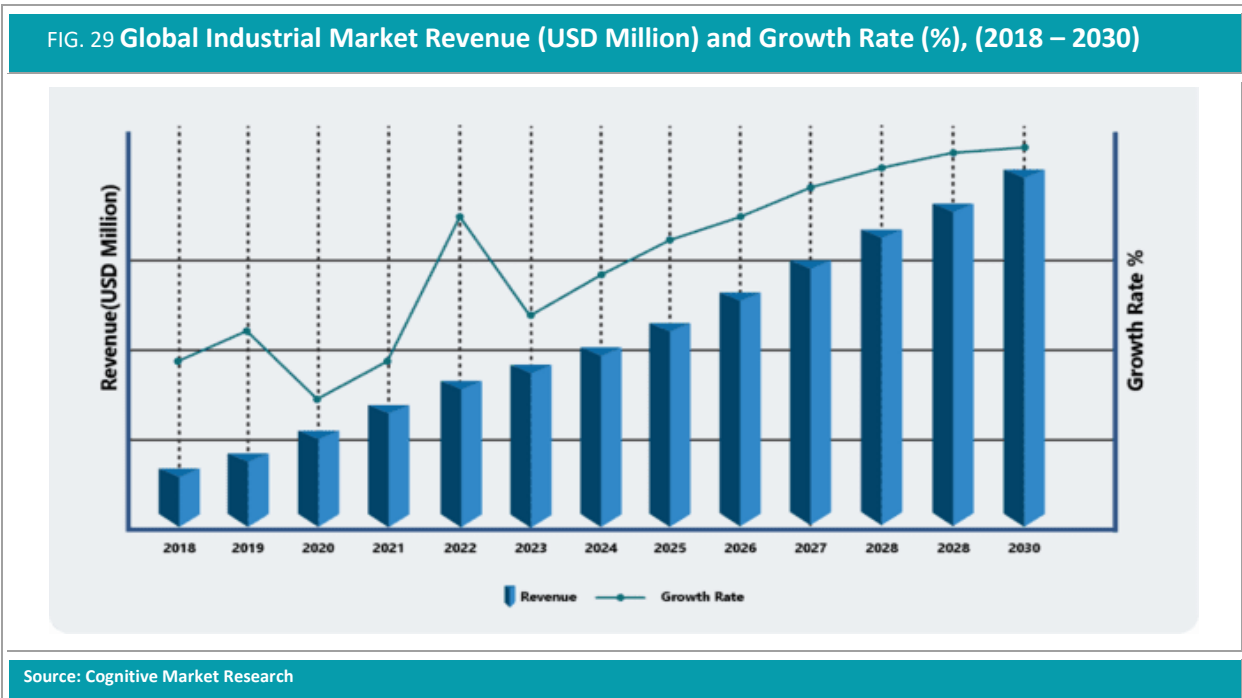
- Country 1
- Country 2
- Country 3
- Country 4
- Country 5
- Country 6
- Country 7
- Country 8
- Country 9
- Country 10
- Country 11



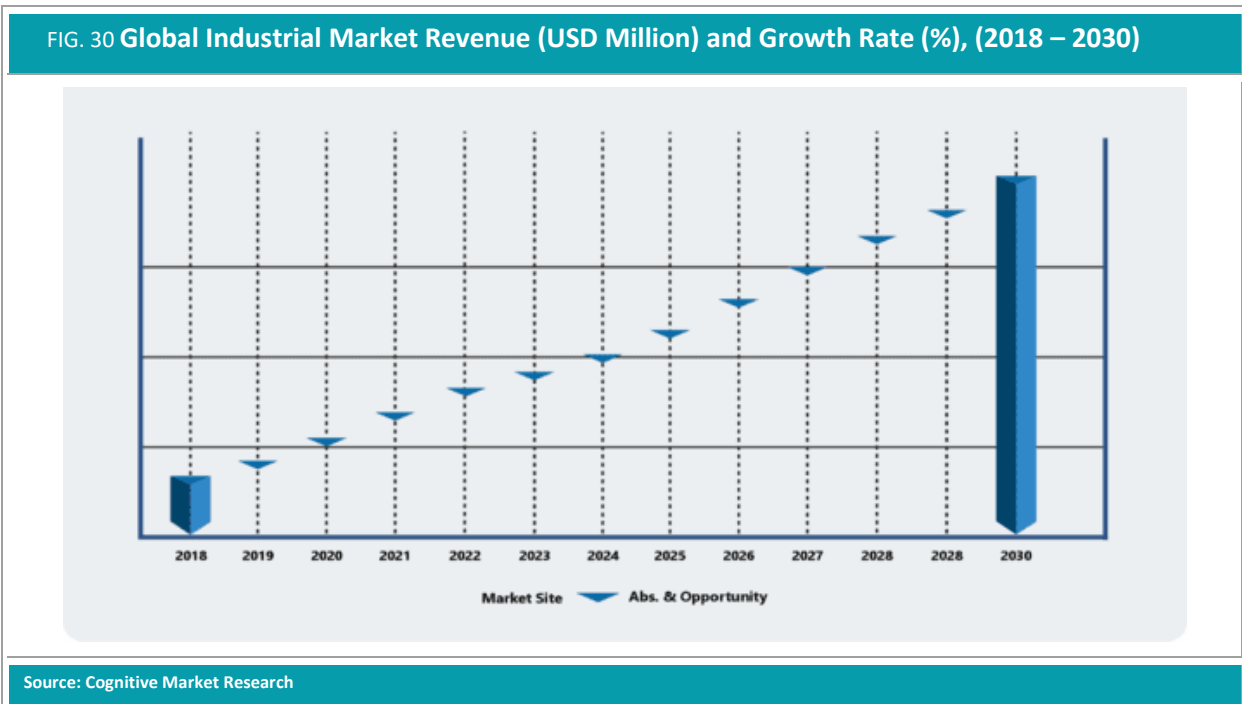
Source: Cognitive Market Research

11.1.2 Industrial

In 2018, the Industrial Revenue (USD Million) was USD xx Million and it expected to reach at USD xx Million in 2030



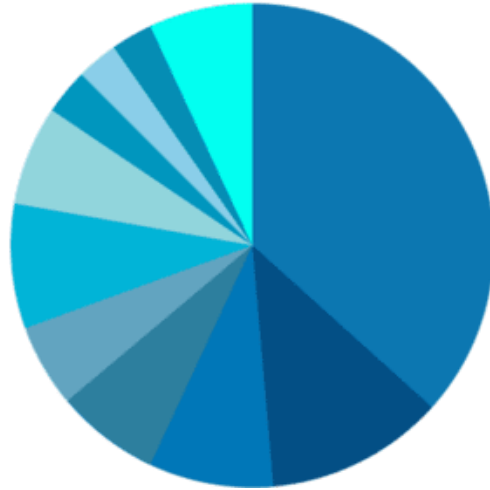
11.1.2.1 Industrial Aluminum Metal Fencing Value, Absolute & Opportunity Analysis



11.1.2.2 Aluminum Metal Fencing Market for Industrial, by Country (2021 Vs 2024)

FIG. 31 Aluminum Metal Fencing Market for Industrial, by Country (2021 Vs 2024)

- Country 1
- Country 2
- Country 3
- Country 4
- Country 5
- Country 6
- Country 7
- Country 8
- Country 9
- Country 10
- Country 11



Source: Cognitive Market Research



# Global Aluminum Metal Fencing Market Analysis by Type



## Chapter 12 Global Aluminum Metal Fencing Market Analysis by Type

### 12.1 Global Aluminum Metal Fencing Revenue and Market Share (%) by Type (2018-2030)

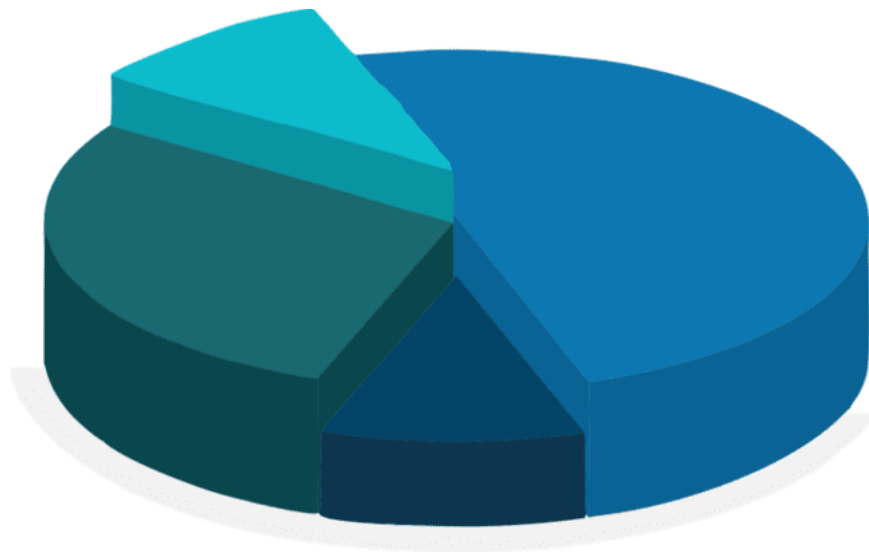
**TABLE 9 Global Aluminum Metal Fencing Revenue (USD Million) by Type (2018-2030)**

	2018												2030
Mesh	xx												xx
Strip	xx												xx
Total	xx												xx

**TABLE 10 Global Aluminum Metal Fencing Revenue Share (%) by Type (2018-2030)**

	2018												2030
Mesh	xx												xx
Strip	xx												xx
Total	xx												xx

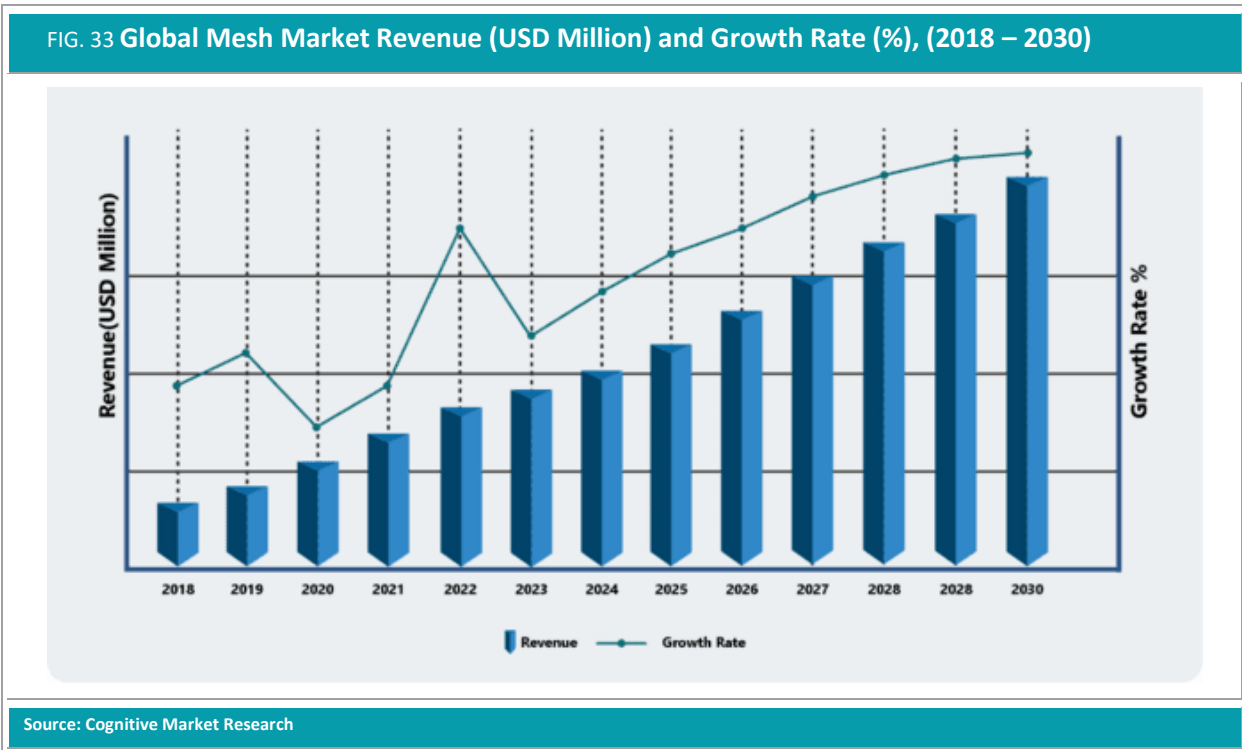
**FIG. 32 2022 Revenue Market Share (%) of Aluminum Metal Fencing by Type**



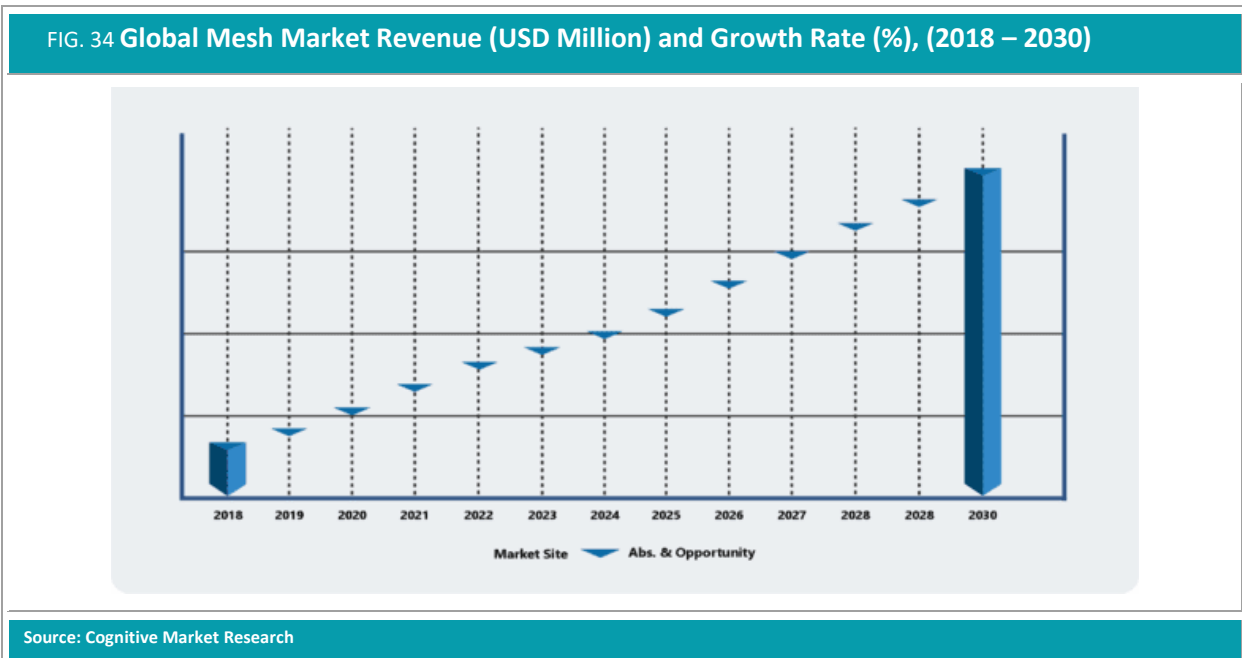
Source: Cognitive Market Research

12.1.1 Mesh

In 2018, the Mesh Revenue (USD Million) was USD xx Million and it expected to reach at USD xx Million in 2030



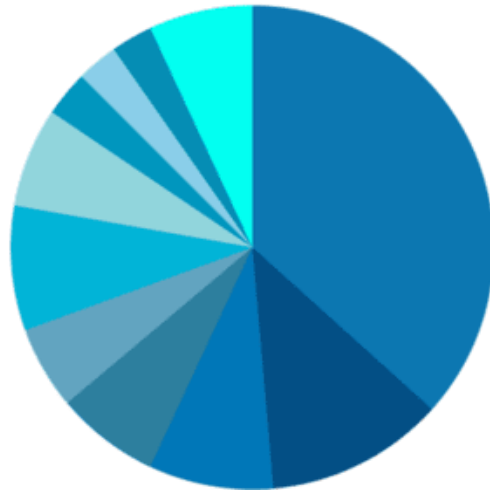
12.1.1.1 Mesh Aluminum Metal Fencing Value, Absolute & Opportunity Analysis



12.1.1.2 Aluminum Metal Fencing Market for Mesh, by Country (2021 Vs 2024)

FIG. 35 Aluminum Metal Fencing Market for Mesh, by Country (2021 Vs 2024)

- Country 1
- Country 2
- Country 3
- Country 4
- Country 5
- Country 6
- Country 7
- Country 8
- Country 9
- Country 10
- Country 11



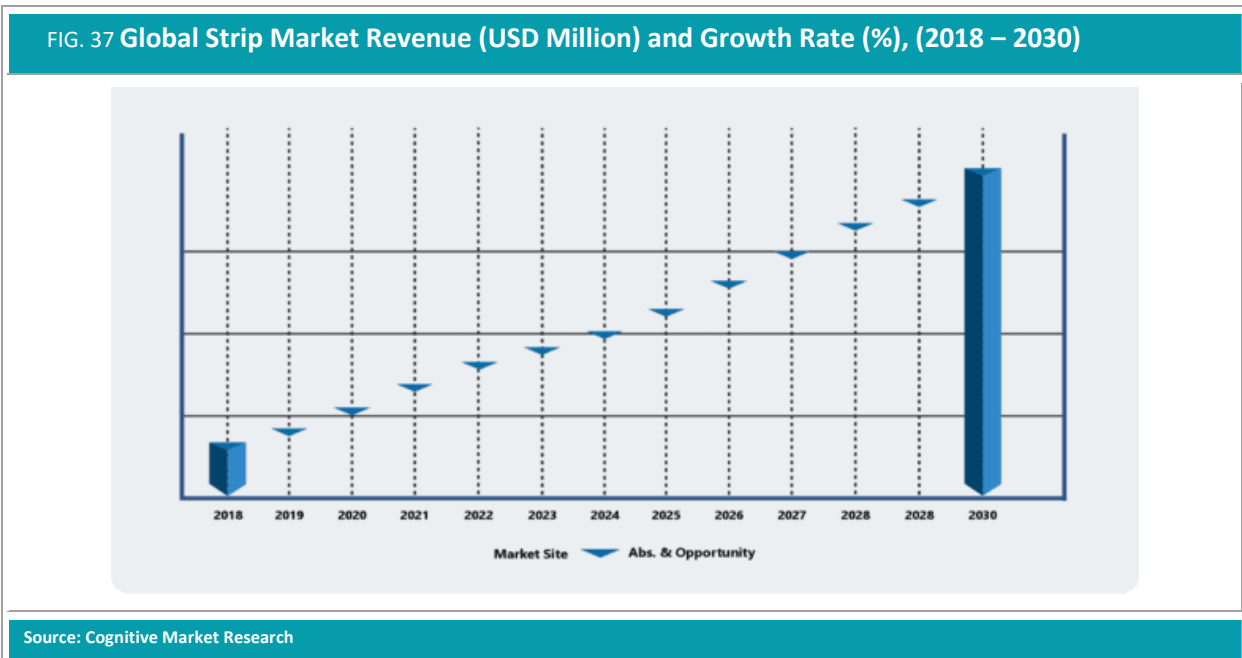
Source: Cognitive Market Research

12.1.2 Strip

In 2018, the Strip Revenue (USD Million) was USD xx Million and it expected to reach at USD xx Million in 2030



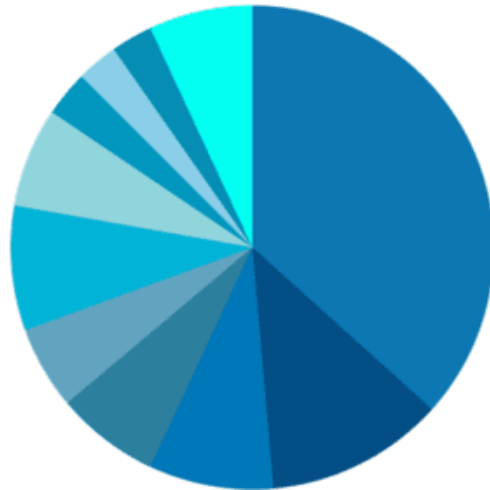
12.1.2.1 Strip Aluminum Metal Fencing Value, Absolute & Opportunity Analysis



12.1.2.2 Aluminum Metal Fencing Market for Strip, by Country (2021 Vs 2024)

FIG. 38 Aluminum Metal Fencing Market for Strip, by Country (2021 Vs 2024)

- Country 1
- Country 2
- Country 3
- Country 4
- Country 5
- Country 6
- Country 7
- Country 8
- Country 9
- Country 10
- Country 11



Source: Cognitive Market Research

# Global Aluminum Metal Fencing Market Analysis by Application



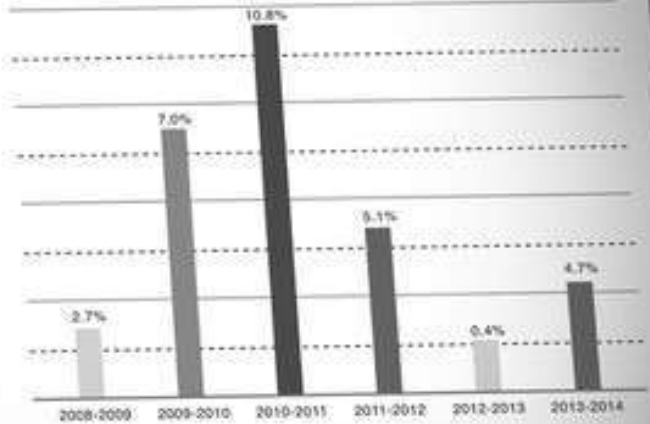
## GLOBAL SHARE of Social Networking

Social networking trends are ever changing and fast paced. The present trends could be divided into regions, based on cultural aspects. The regions preview various trends. The major expansion is within the greater regions.

2008	2.7%
2009	7.0%
2010	10.8%
2011	5.1%
2012	0.4%
2013	4.7%



global share of social networking.



## Growth.

▲ 24.7050	▲ 86.560	0.650
47.0540	▲ 57.030	807.5
▲ 6760.70	▲ 5.7540	0.607
▲ 34.7080	▲ 0.7540	540.5
▲ 16.0680	▲ 0.7040	405.4

## Chapter 13 Global Aluminum Metal Fencing Market Analysis by Application

### 13.1 Global Aluminum Metal Fencing Revenue and Market Share (%) by Application (2018-2030)

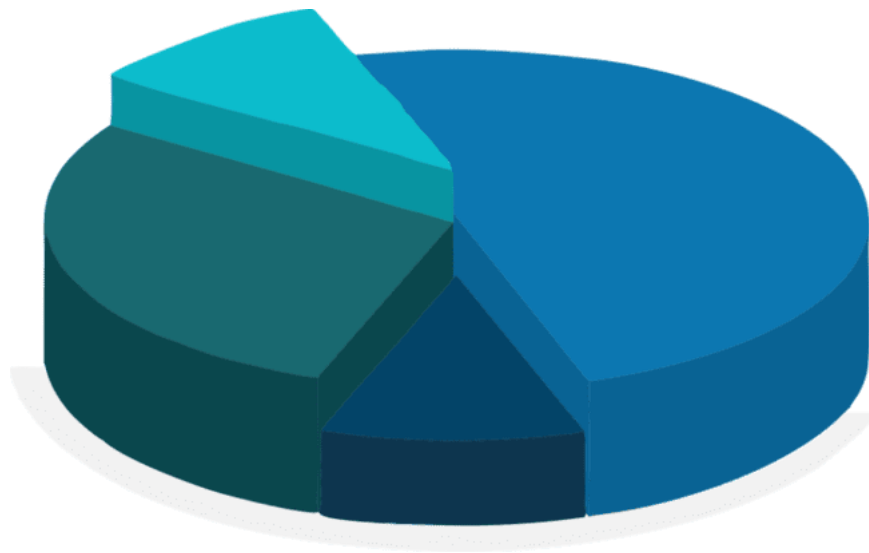
**TABLE 11 Global Aluminum Metal Fencing Revenue (USD Million) by Application (2018-2030)**

	2018												2030
Residential	xx												xx
Commercial	xx												xx
Industrial	xx												xx
Total	xx												xx

**TABLE 12 Global Aluminum Metal Fencing Revenue Share (%) by Application (2018-2030)**

	2018												2030
Residential	xx												xx
Commercial	xx												xx
Industrial	xx												xx
Total	xx												xx

**FIG. 39 2022 Revenue Market Share (%) of Aluminum Metal Fencing by Application**

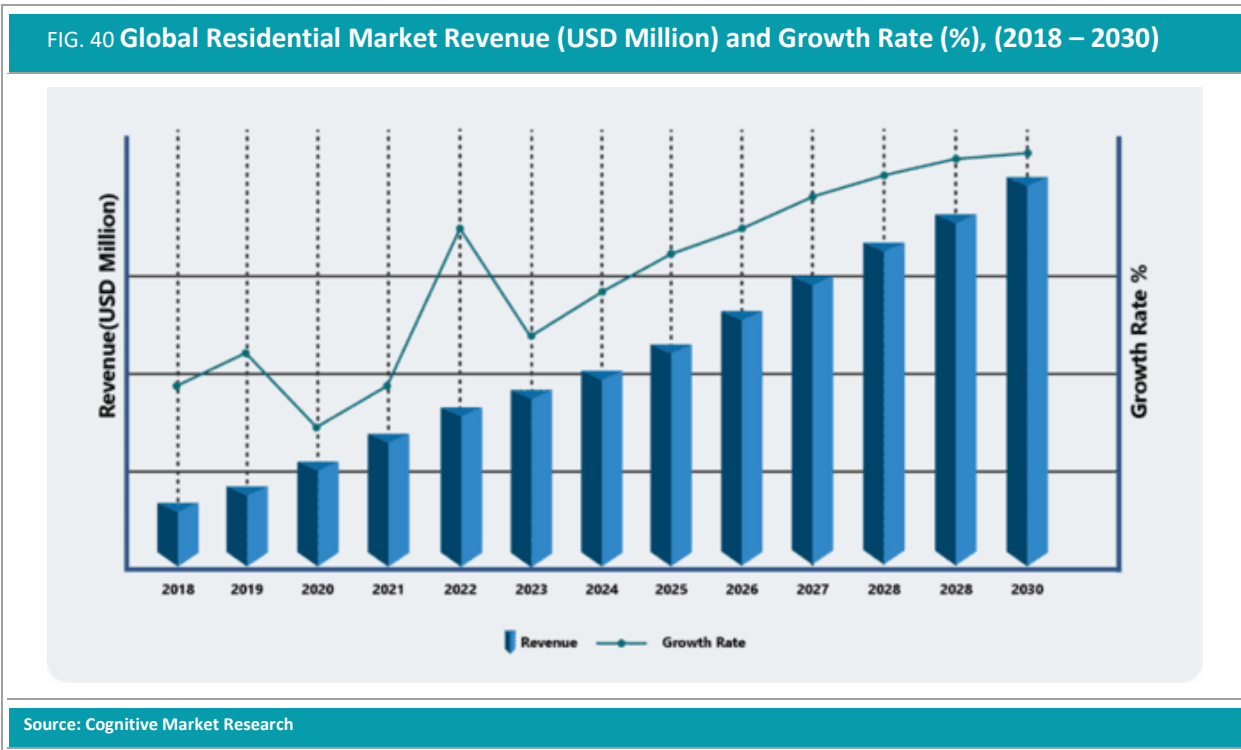


Source: Cognitive Market Research

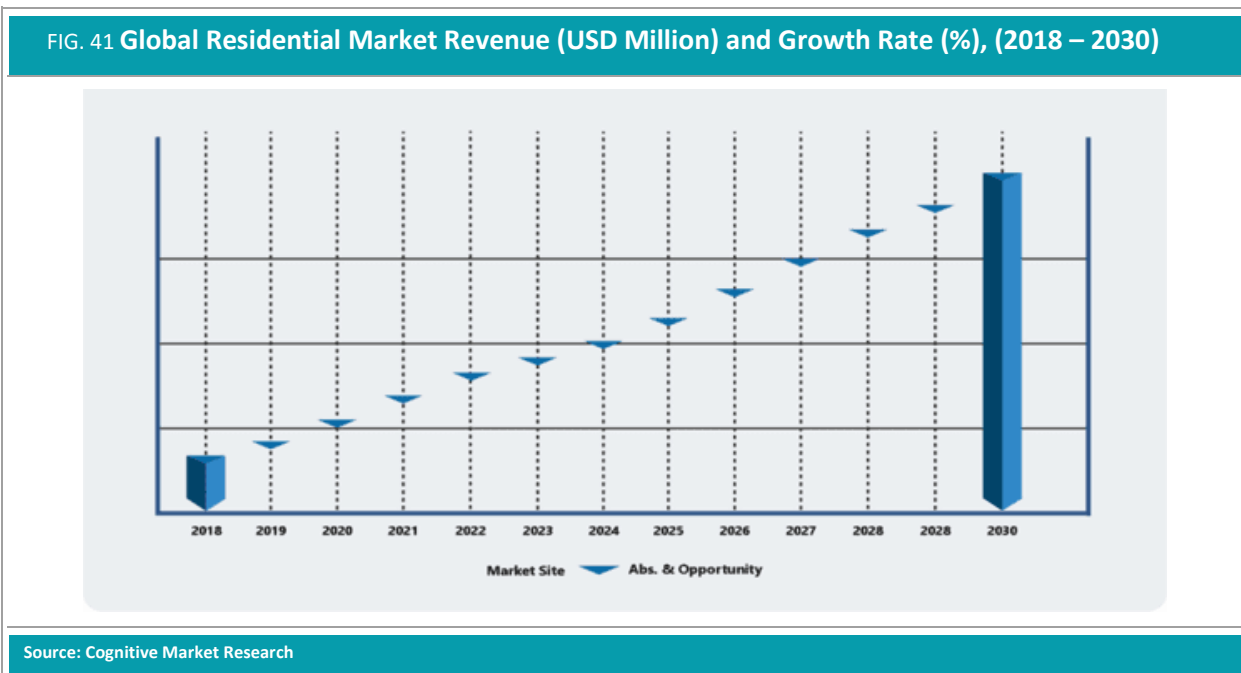


13.1.1 Residential

In 2018, the Residential Revenue (USD Million) was USD xx Million and it expected to reach at USD xx Million in 2030



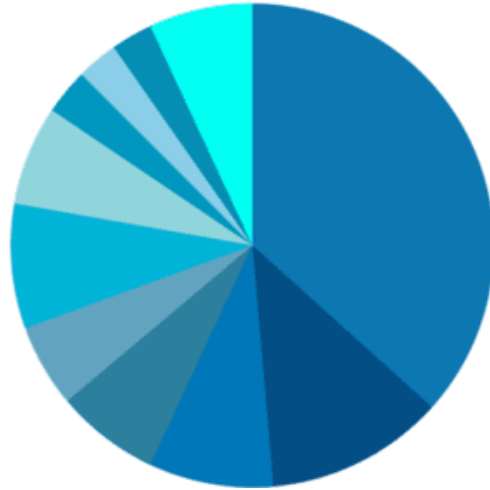
13.1.1.1 Residential Aluminum Metal Fencing Value, Absolute & Opportunity Analysis



### 13.1.1.2 Aluminum Metal Fencing Market for Residential, by Country (2021 Vs 2024)

FIG. 42 Aluminum Metal Fencing Market for Residential, by Country (2021 Vs 2024)

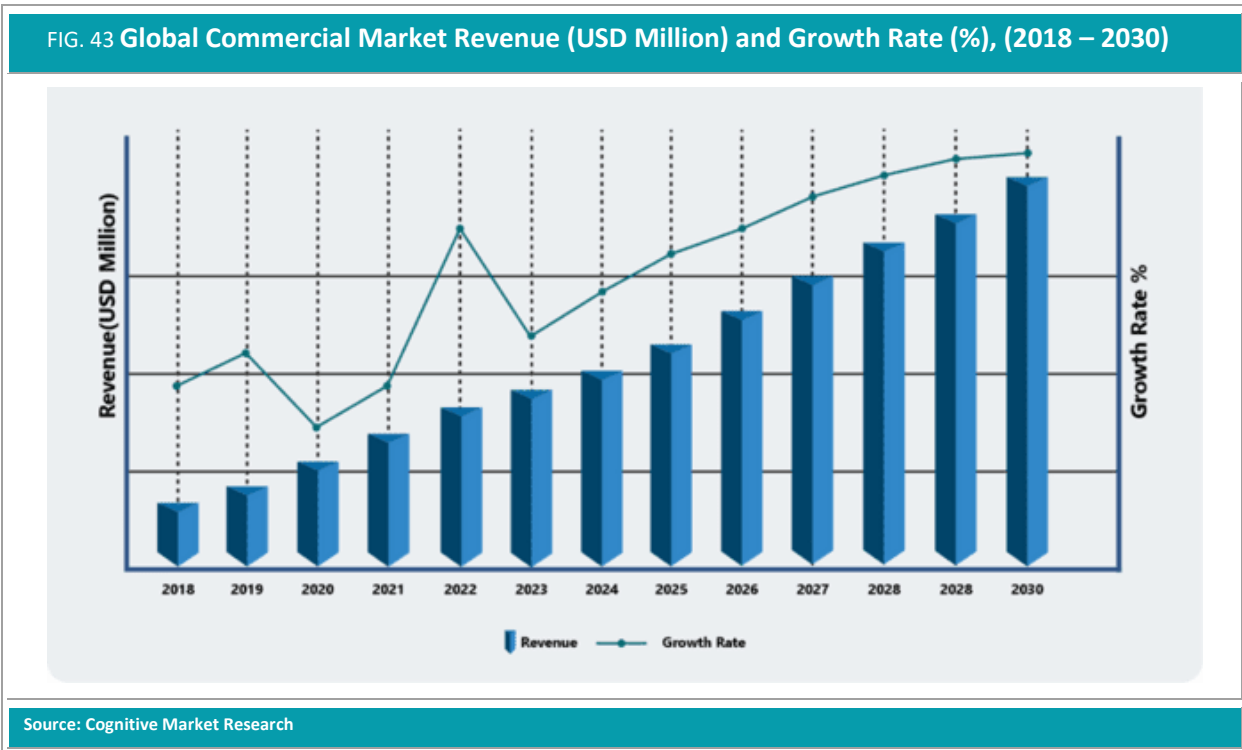
- Country 1
- Country 2
- Country 3
- Country 4
- Country 5
- Country 6
- Country 7
- Country 8
- Country 9
- Country 10
- Country 11



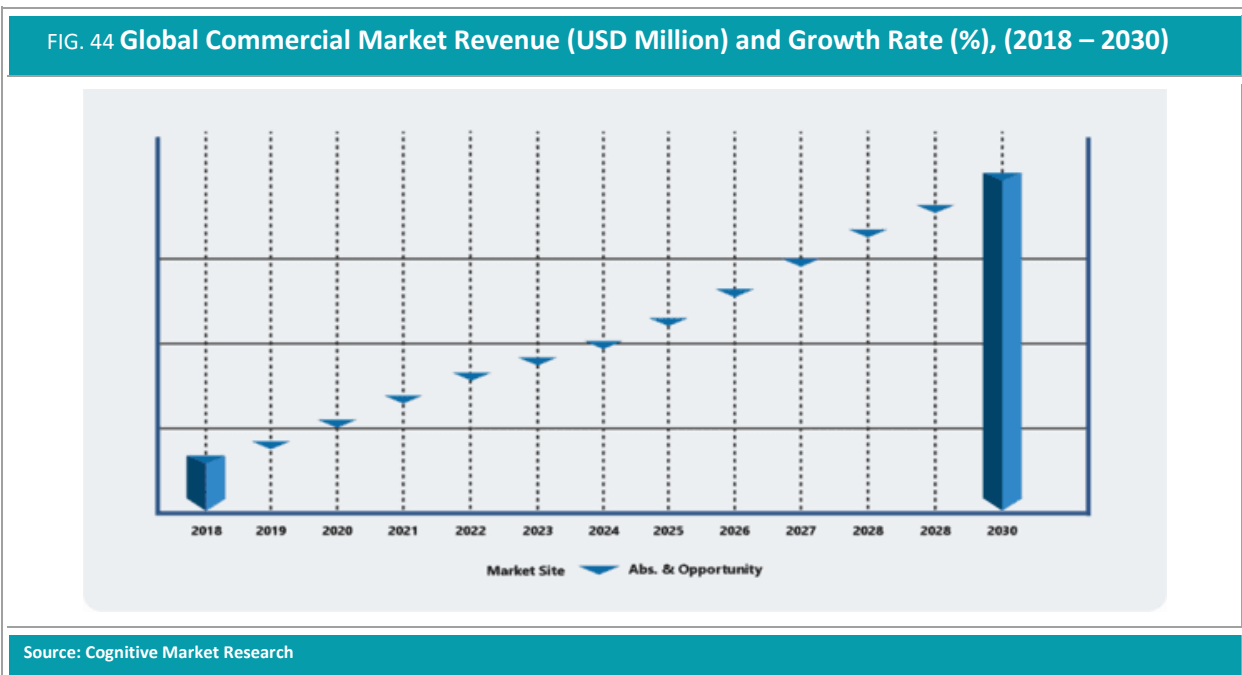
Source: Cognitive Market Research

13.1.2 Commercial

In 2018, the Commercial Revenue (USD Million) was USD xx Million and it expected to reach at USD xx Million in 2030



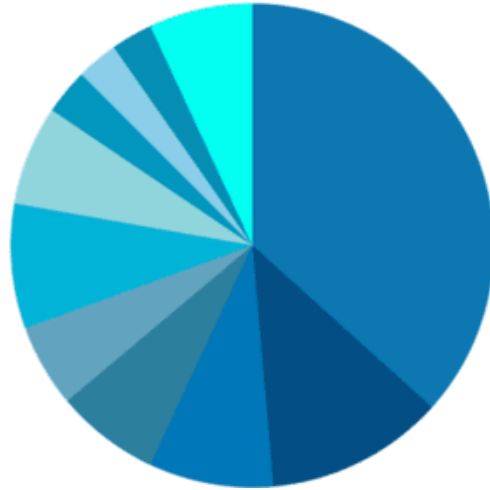
13.1.2.1 Commercial Aluminum Metal Fencing Value, Absolute & Opportunity Analysis



13.1.2.2 Aluminum Metal Fencing Market for Commercial, by Country (2021 Vs 2024)

FIG. 45 Aluminum Metal Fencing Market for Commercial, by Country (2021 Vs 2024)

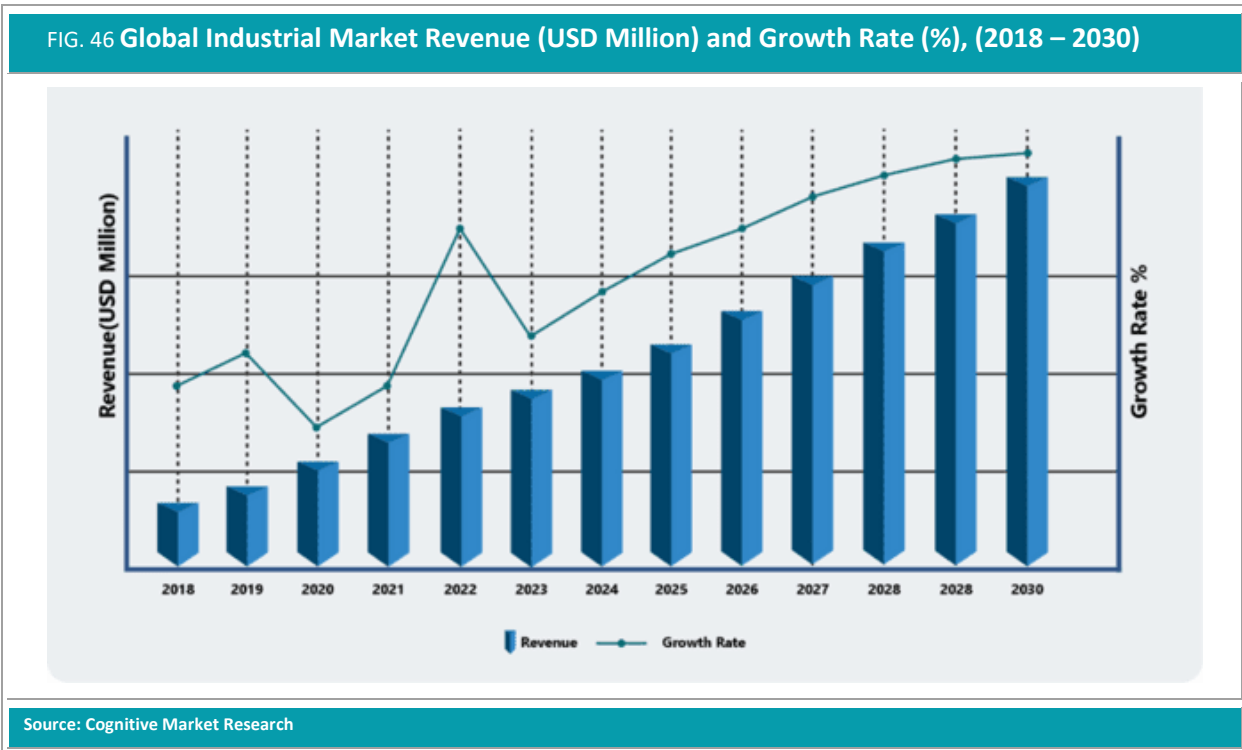
- Country 1
- Country 2
- Country 3
- Country 4
- Country 5
- Country 6
- Country 7
- Country 8
- Country 9
- Country 10
- Country 11



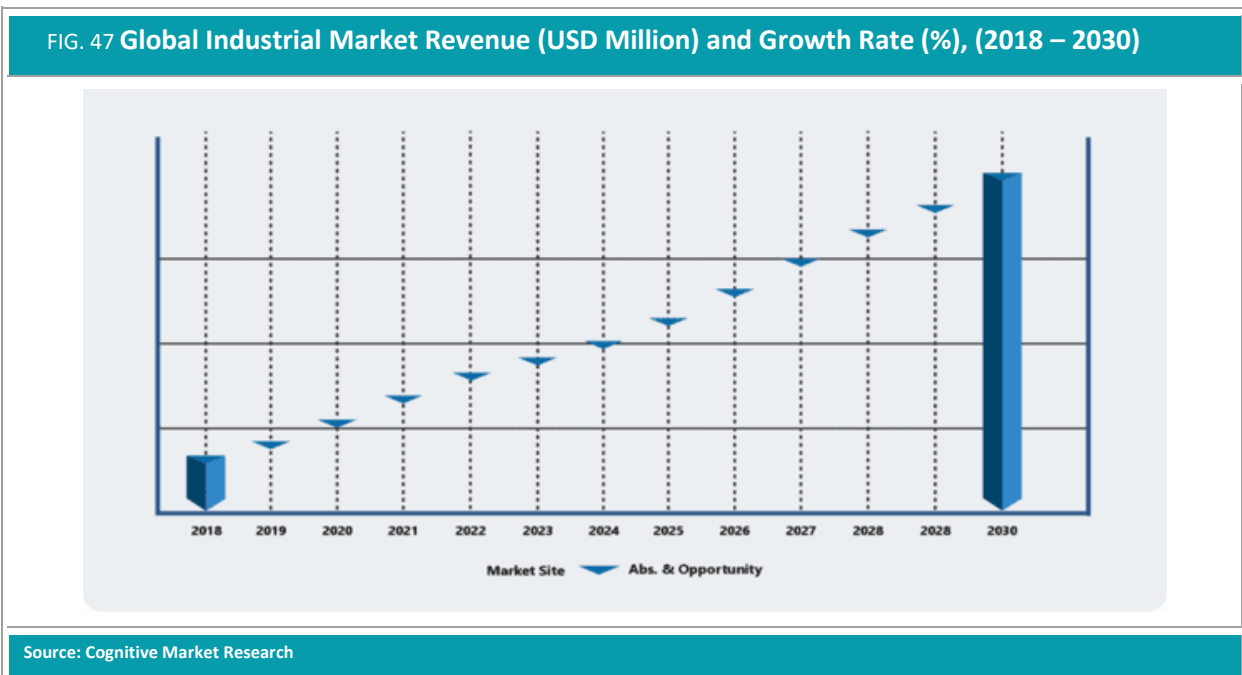
Source: Cognitive Market Research

13.1.3 Industrial

In 2018, the Industrial Revenue (USD Million) was USD xx Million and it expected to reach at USD xx Million in 2030



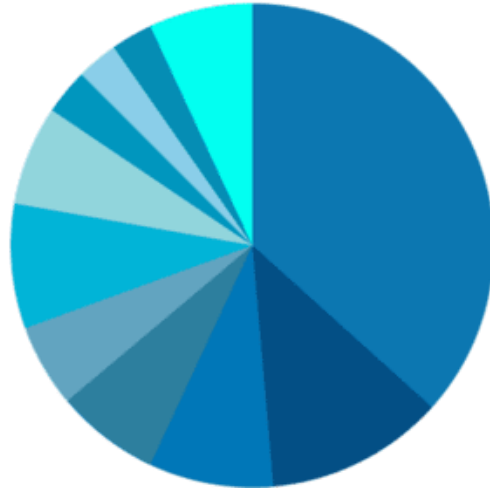
13.1.3.1 Industrial Aluminum Metal Fencing Value, Absolute & Opportunity Analysis



### 13.1.3.2 Aluminum Metal Fencing Market for Industrial, by Country (2021 Vs 2024)

FIG. 48 Aluminum Metal Fencing Market for Industrial, by Country (2021 Vs 2024)

- Country 1
- Country 2
- Country 3
- Country 4
- Country 5
- Country 6
- Country 7
- Country 8
- Country 9
- Country 10
- Country 11



Source: Cognitive Market Research

# Global Aluminum Metal Fencing Manufacturers Profiles/Analysis



## Chapter 14 Global Aluminum Metal Fencing Manufacturers Profiles/Analysis

---

This segment of the report provides in-depth and pertinent information on every foremost player in the market through both primary and secondary research. The company profiling chapter includes ten or more key players, which are dominating the market. Each company profile includes demystifying professional information in a tabular format, which comprises the company's official website, established year, market position, geographical presence, competitors, and contact information.

Further, company profiling includes an in-detailed business overview, COVID-19 impact on the particular firm, product type specifications, revenue & market share, and recent developments done by the company for its inorganic development, such as mergers, strategic acquisitions, partnerships, and others. Besides, profiling includes the company's investment in research and development activities.

The recent innovative product launches, business expansion, investments done by the company in different markets, and other news are also available in the company profiling section. At last, it provides the company's business strategy and SWOT analysis.

### Questions

- Which are the paramount players in the market?
- What key Developments Company has done in recent years?
- What are the major acquisitions done by the players?
- What are the opportunities for companies to grow in the Aluminum Metal Fencing market?
- Which player held the largest market share in 2020 & 2021?



## List of Manufacturers:

- 14.1 [Fortress Building Products](#)
- 14.2 [Betafence](#)
- 14.3 [Ameristar Fence](#)
- 14.4 [Barrette](#)
- 14.5 [Master Halco](#)
- 14.6 [Merchants Metals](#)
- 14.7 [Elite Aluminum Fence](#)
- 14.8 [Jerith Manufacturing](#)
- 14.9 [GreenWay Fence & Railing](#)
- 14.10 [Muthumani & Co](#)
- 14.11 [Smucker Fencing](#)
- 14.12 [Alumi-Guard](#)
- 14.13 [Others](#)

**Note: Following we have mentioned 1<sup>st</sup> company's profile as an example and we will provide information for above company's profile in the same format. In case you need any data Customization please feel free to contact us!**

## 14.14 Fortress Building Products

14.14.1 **Fortress Building Products Basic Information, Manufacturing Base, Sales Area and its Competitors**

**TABLE 13** Fortress Building Products Basic Information, Manufacturing Base, Sales Area and Its Competitors

Sr. No.	Item	Description
1	Company Name	Fortress Building Products
2	Website	www.FortressBP.com
3	Headquartered	United States
4	Market Position/ History	Fortress Building materials is one of the most powerful brands in the residential, multi-family, and commercial building materials industries, having been built on the foundation of more than 50 years of invention. Texas-based Fortress has twice been included in the Inc. 5000 list of fastest-growing private companies. The business has also qualified for two years in a row for the Dallas Mid-Market 50 Fastest Growing Companies with Revenues Under \$750 Million list.
5	Sales Area	North America
6	Manufacturing Location	United States
7	Competitors	Specrail Ltd, Ameristar Fence Products Inc, Livers Bronze Co, Fairway Architectural Railing Solutions, etc
8	Ownership Type	Private
9	Contact Information	1720 N 1st Street, Garland, TX 75040 Tel: 1-866-323-4766

#### 14.14.2 Business Segment/ Overview:

Fortress Building Products is a cutting-edge maker of building materials. Its products are designed to provide and support the expanding building materials, fencing, and railing sectors in North America and beyond. The company is made up of four operational business entities: Fortress Railing Products, Fortress Fence Products, Fortress Deck Products, and OZCO Building Products.

##### Fortress Railing Products

Fortress is one of the most powerful brands in the railing market because it is continuously on the cutting edge. Fortress is a category designer for everything from commercial, code-tested items to a variety of household designs. Its whole array of railing solutions for Outdurable Living demonstrates this.

##### Fortress Fence Products

The company offers fencing solutions for residential, commercial, multi-family, high-security, or industrial applications.

##### Fortress Deck Products

Fortress decking is leading a transformation and starting a revolution. It provides two unique lines that will alter the client's needs. It also offers unmatched endurance and unmatched beauty thanks to this wide variety of styles and costs which provide an opportunity to create a deck with innovation.

The company offers several products such as:

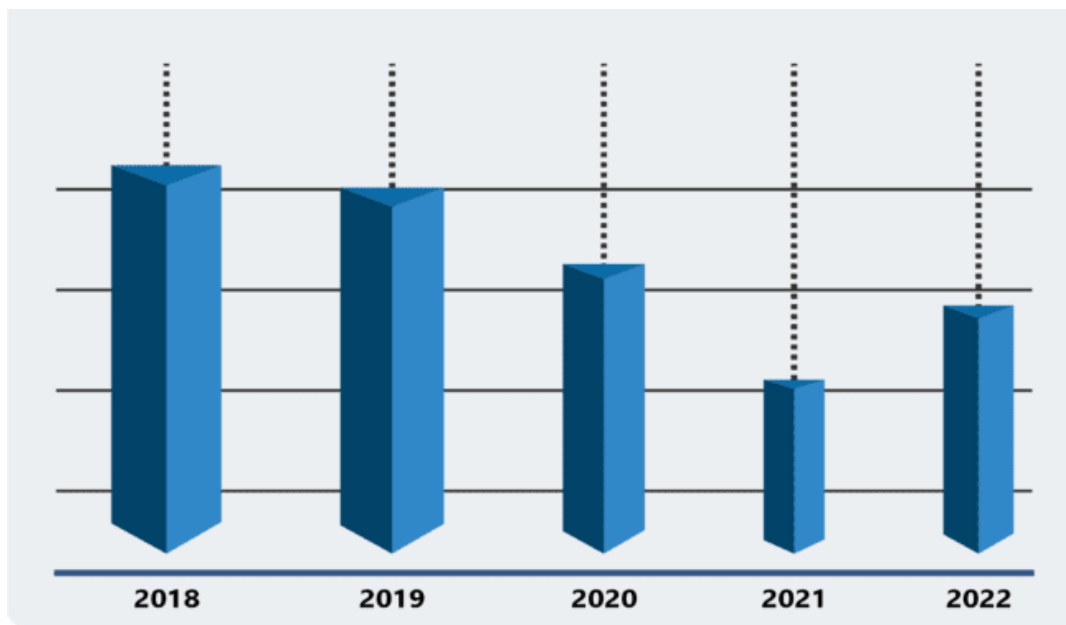
- Decking
- Railing
- Fencing
- Framing
- Lighting
- Fasteners
- Cladding
- Pergolas

## 14.14.3 Financials

**TABLE 14** Fortress Building Products Revenue (USD Million), Gross Margin (%) and Market Share (%) (2018-2022)

Value	2018	2019	2020	2021	2022
Revenue	XX	XX	XX	XX	XX
Gross Margin	XX	XX	XX	XX	XX

**FIG. 49** Fortress Building Products Revenue Market Share (%) (2018-2022)



Source: Secondary Research, Interviews, and Expert Analysis


14.14.4 Aluminum Metal Fencing Product Types Specification

Product	Product Description
<p><b>A2 commercial aluminum fencing</b></p>	<p>The A2 commercial aluminum fencing is the most durable and adaptable fence company provides. The bigger rail and picket shapes, paired with lightweight tempered metal, safeguard any perimeter. Without maintenance, users may get an expensive style and modern aesthetics.</p> <p>Key Features:</p> <ul style="list-style-type: none"> <li>• Flexible, rackable design for sloped landscapes</li> <li>• Hidden picket-to-rail fastener system offering high-quality aesthetics</li> <li>• Notched Rail &amp; Pre-Punched Post design</li> <li>• Architectural grade powder coating process</li> <li>• Colour-matched panel to post stainless steel fasteners</li> <li>• Perfect for saltwater &amp; coastal environments</li> <li>• Rust-free panels, posts &amp; fasteners</li> <li>• Lifetime limited warranty maximizes investment</li> </ul> <p>Basic Specifications:</p> <ul style="list-style-type: none"> <li>• Pickets: .75" x .75"</li> <li>• Rails: 1.25" x 1.50"</li> <li>• Picket Spacing: 3.75"</li> <li>• Multiple styles with true panel heights ranging from 48" to 72"</li> </ul>
<p><b>ATHENS RESIDENTIAL Aluminium Fencing</b></p>	<p>Athens Residential aluminum fence and gate line is coated in a multi-stage process that employs an architectural-grade powder coat to preserve the metal fencing from the weather. Athens Residential has a rackable design that makes it simple to adapt to slope variations. It has a sleek, completed appearance thanks to a patent-pending concealed fastening mechanism.</p> <p>Key Features:</p> <ul style="list-style-type: none"> <li>• Hidden fastener system provides a clean, flowing appearance</li> <li>• Peace of mind with the FortressLock coating process and lifetime limited warranty</li> <li>• Fully rackable panels match up to 10 degrees of grade change</li> </ul>

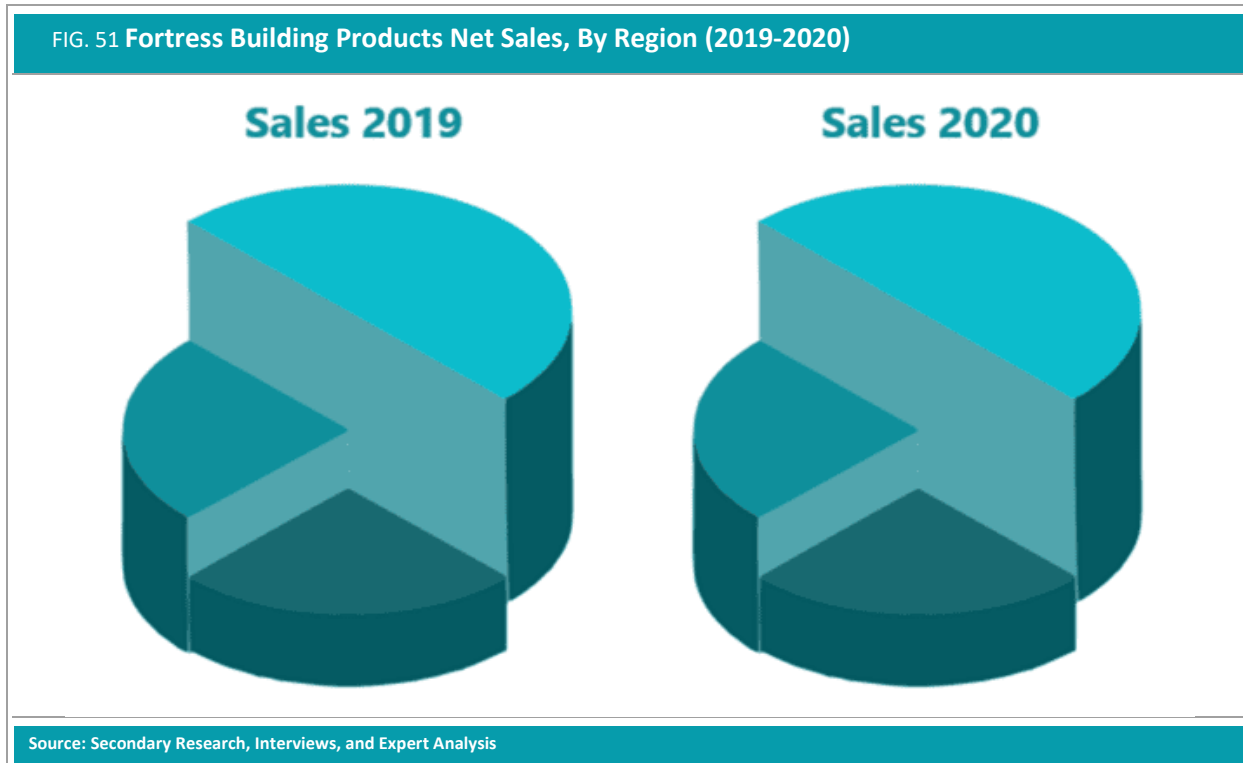
	<ul style="list-style-type: none"><li>• Gloss Black (traditional shine) and Black Sand (modern matte) finishes available</li><li>• 8-panel styles to choose from in 2 &amp; 3 rail configurations</li><li>• Easy installation with 2" &amp; 2.5" pre-punched posts</li><li>• Multiple panel configurations to meet ICC Pool Code</li><li>• Poly-Loc clip secures rails into the post with ease and will not rust like metal clips used by all other competitors</li><li>• Internal rail support designed specifically for faster notching</li><li>• Walk, Drive, and Arched Gates available in 4', 5', and 6' heights</li><li>• Made from extruded 6005-T5 aluminum</li><li>• Virtually no upkeep or maintenance is needed with FortressLock rust-free panels</li><li>• Lifetime limited warranty maximizes your investment</li></ul>
--	---

14.14.5 Investment in Research and Development

Research and development costs incurred and charged to income for the fiscal years ended December 31, 2021 and 2020 were \$XX million and \$YY million respectively.



14.14.6 **Fortress Building Products Net Sales, By Region (2019-2020)**



14.14.7 **Recent Developments:**

Year	Latest News
September 2021	<p><b>Fortress Building Products launched A2 commercial aluminium fencing</b></p> <p>Fortress building Products introduces its newest product, an A2 commercial aluminium fence, to give commercial construction experts a fashionable perimeter line solution that offers exceptional versatility. The fence is made of lightweight, tempered aluminum that is sturdy and long-lasting enough to guard commercial-grade property borders, and it has broader rails and picket profiles than the Athens Residential product line. The system can tolerate grade variations up to 40 inches and achieve the widest range of rackability in the commercial industry for a smooth, continuous fence line on uneven ground. A2 complements Fortress Building Products' current Athens Residential aluminum fence line and is offered through its North American dealer network. There is a need for fence systems with better rackability that can readily adjust slope</p>

variations because few commercial buildings and mixed-use projects are located on perfectly level land. These requirements may be satisfied while also offering uniform strength with a fence system like A2.



#### 14.14.8 **Business Strategy**

Fortress Building solutions prioritizes innovation and is dedicated to creating ground-breaking solutions to advance the decking and railing sector. For instance, the business has applied multi-layered, long-lasting anti-corrosion coating technology to its goods, which it has adopted from the premium car sector. This results in railing items that are almost maintenance-free and long-lasting. Fortress is devoted to producing the toughest railing systems on the market. It take the initiative to test products to ensure that they adhere to or surpass codes for different single-, multi-, and commercial applications.

#### 14.14.9 **Management Change**

[REDACTED]

**14.14.10 S.W.O.T Analysis****Strength**

- ❖ Unique manufacturing process
- ❖ Innovative new framing

**Weakness**

- ❖ Limited focus area

**Opportunity**

- ❖ Expansion in product line
- ❖ Rising construction activities

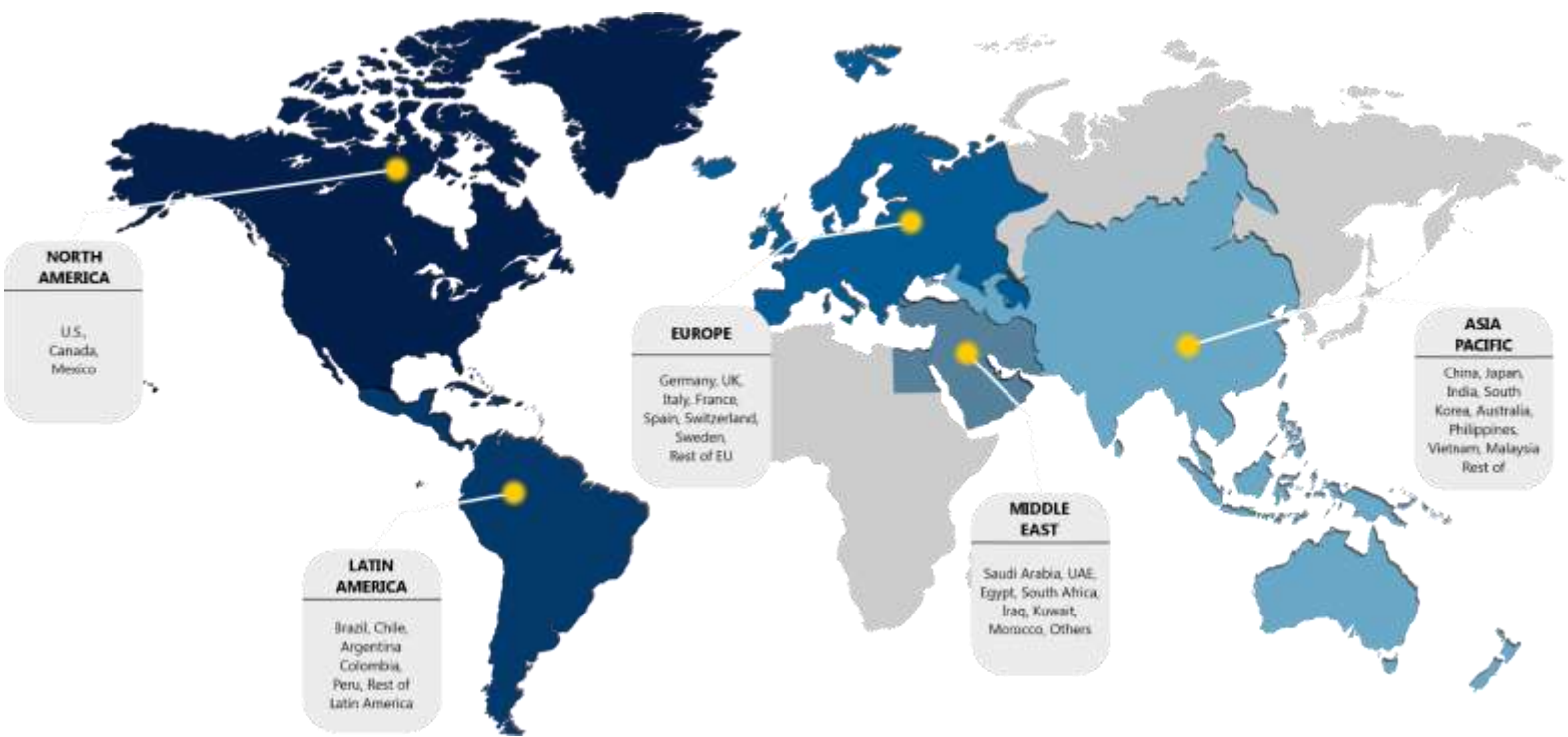
**Threats**

- ❖ Fluctuation in raw material costs
- ❖ Disruption in supply chain

**14.14.11 Fortress Building Products COVID-19 Impact Analysis**

***Note: Company Revenue Information Will Be Provided Subject to Data Availability!***

# Global Aluminum Metal Fencing Market: Regional Analysis



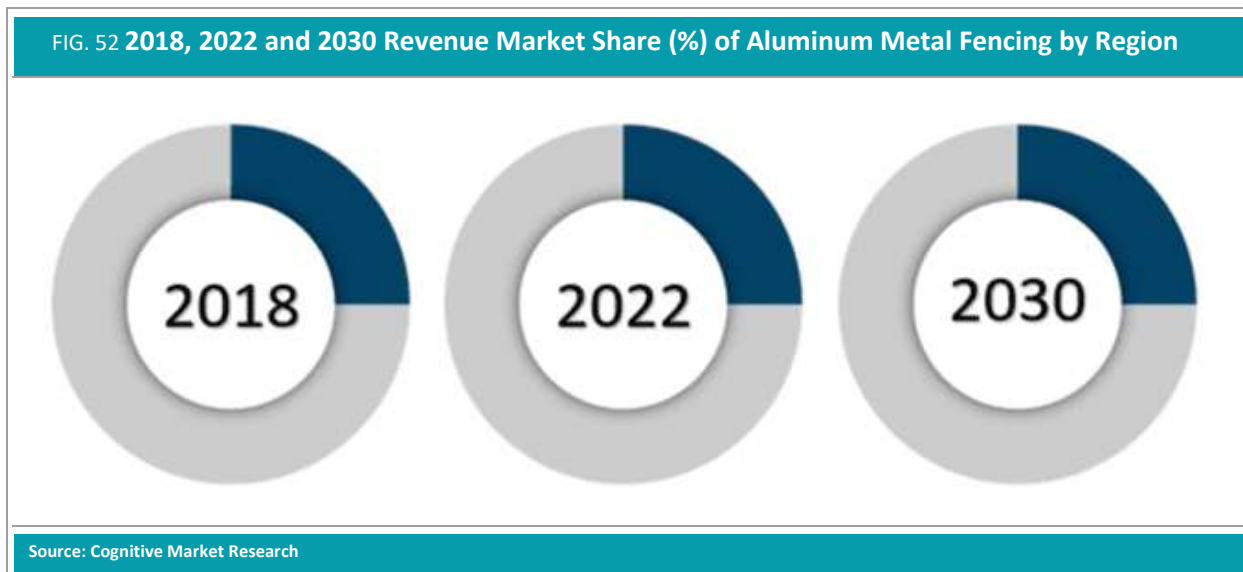
## Chapter 15 Global Aluminum Metal Fencing Market: Regional Analysis

### 15.1 Global Aluminum Metal Fencing Revenue and Market Share (%) by Region (2018 - 2030)

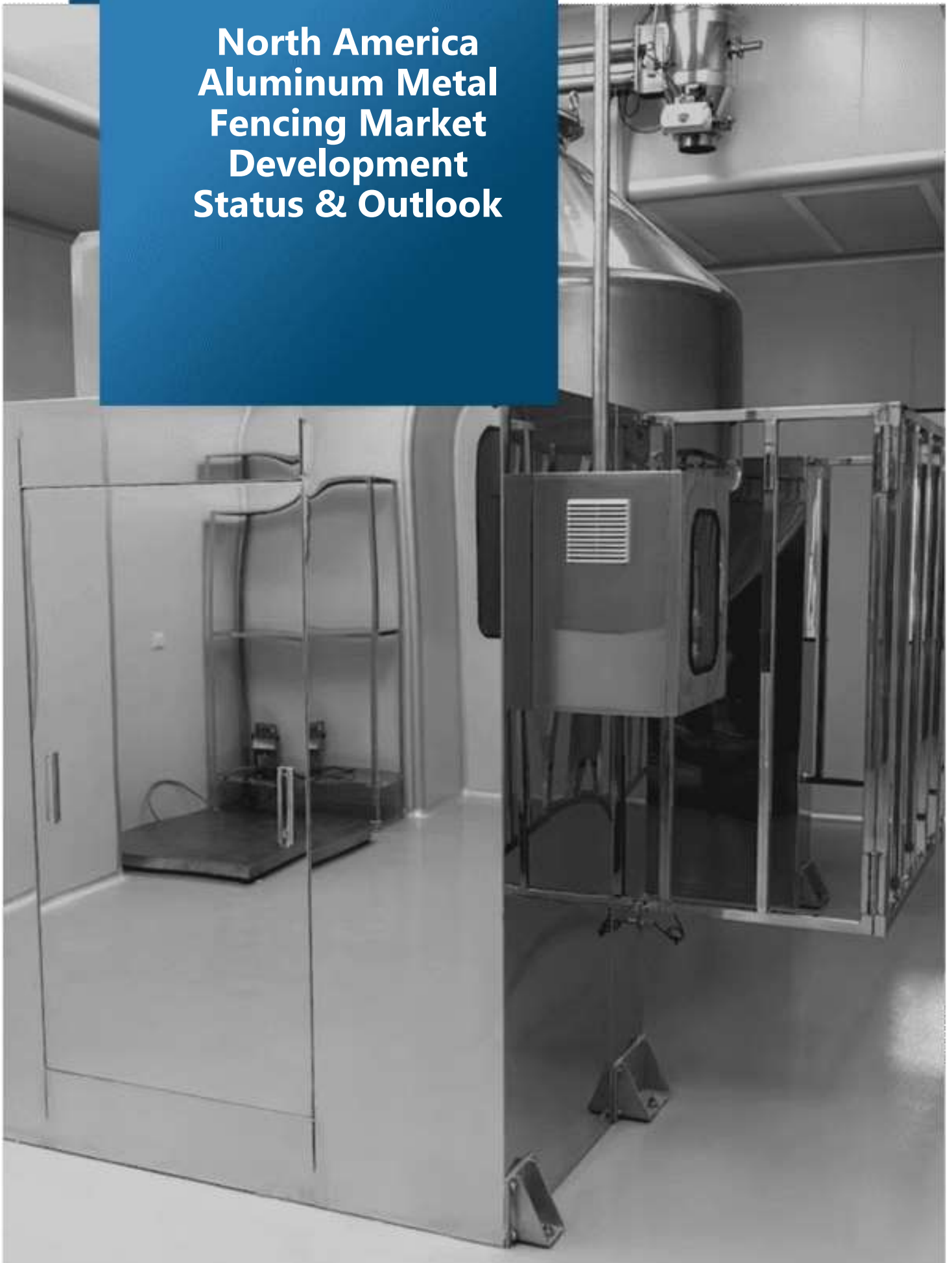
TABLE 15 Global Aluminum Metal Fencing Revenue (USD Million) by Region (2018- 2030)

	2018												2030
<b>North America</b>	xx												xx
<b>Europe</b>	xx												xx
<b>Asia-Pacific</b>	xx												xx
<b>South America</b>	xx												xx
<b>Middle East and Africa</b>	xx												xx
<b>Total</b>	xx												xx

FIG. 52 2018, 2022 and 2030 Revenue Market Share (%) of Aluminum Metal Fencing by Region



# North America Aluminum Metal Fencing Market Development Status & Outlook



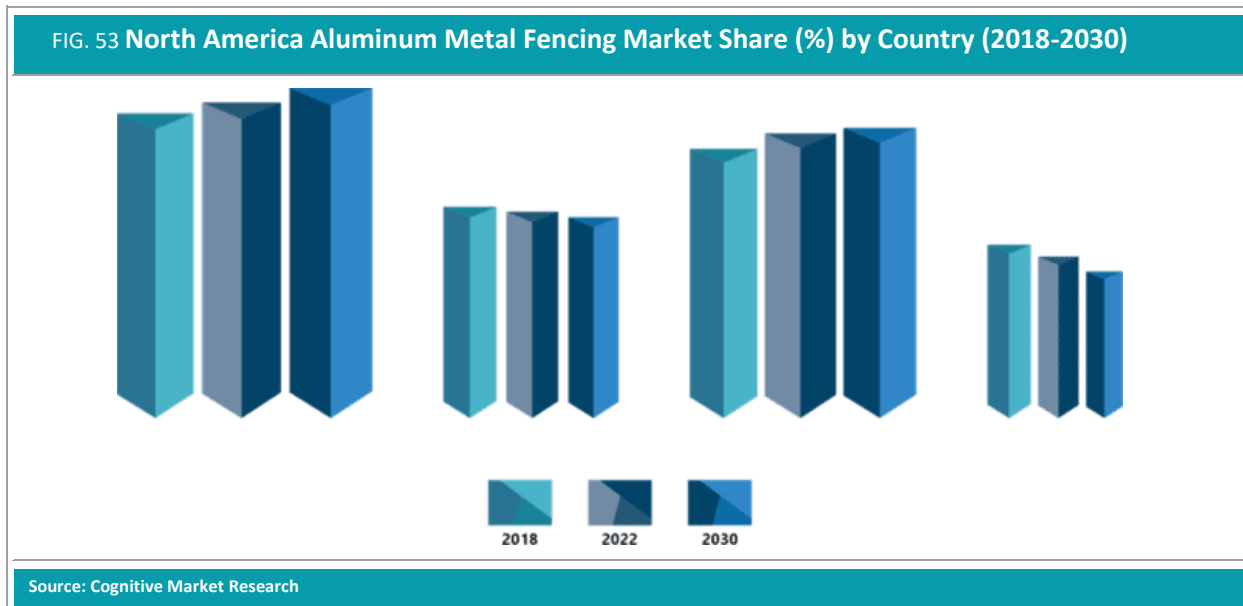
## Chapter 16 North America Aluminum Metal Fencing Market Development Status and Outlook

### 16.1 North America Aluminum Metal Fencing Market by Country, (2018-2030)

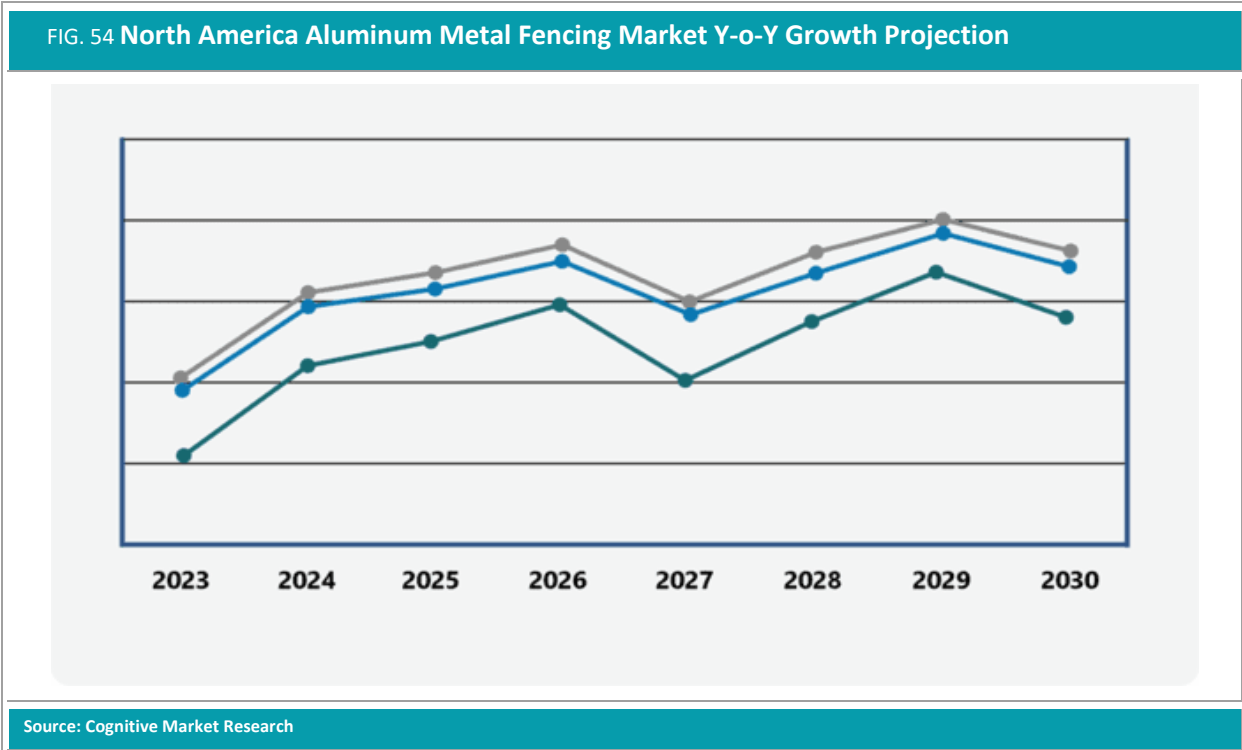
TABLE 16 North America Aluminum Metal Fencing Market by Country Revenue, 2018-2030

	2018												2030
United States	XX												XX
Canada	XX												XX
Mexico	XX												XX
Total	XX												XX

### 16.2 North America Aluminum Metal Fencing Market Size (2018-2030)



16.3 North America Aluminum Metal Fencing Market Y-o-Y Growth Projection by Country (2023-2030)

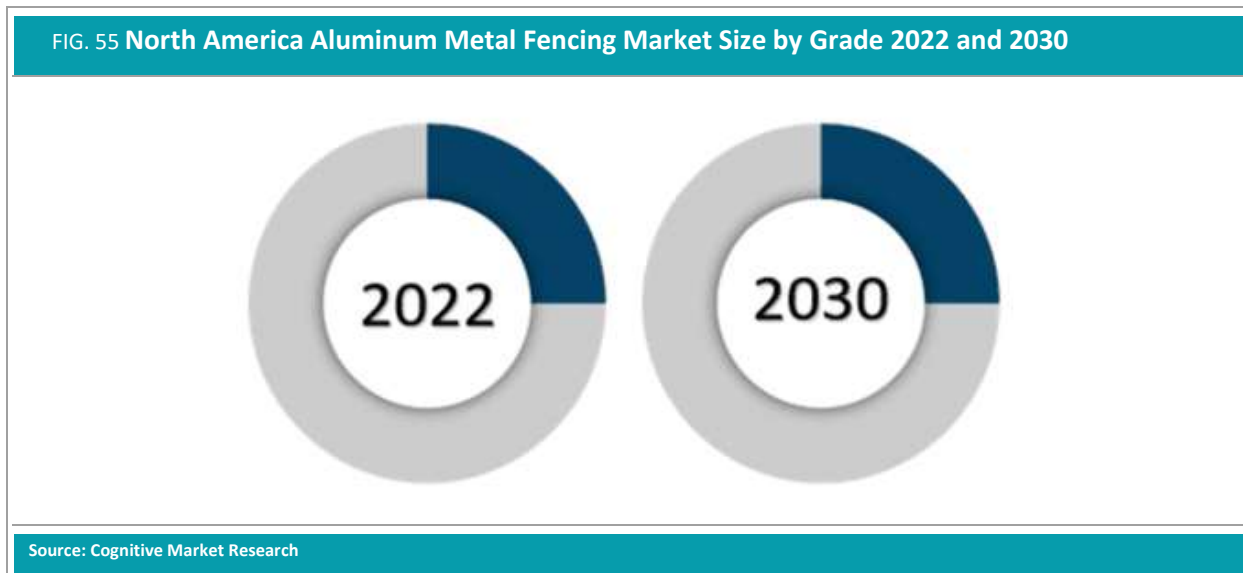


16.3.1 **North America Aluminum Metal Fencing Market Revenue (USD Million) Size by Grade (2018-2030)**

**TABLE 17 North America Aluminum Metal Fencing Market (USD Million) Size by Grade (2018-2030)**

	2018												2030
Commercial	xx												xx
Industrial	xx												xx
Total	xx												xx

16.3.2 **North America Aluminum Metal Fencing Market Size by Grade 2022 and 2030**





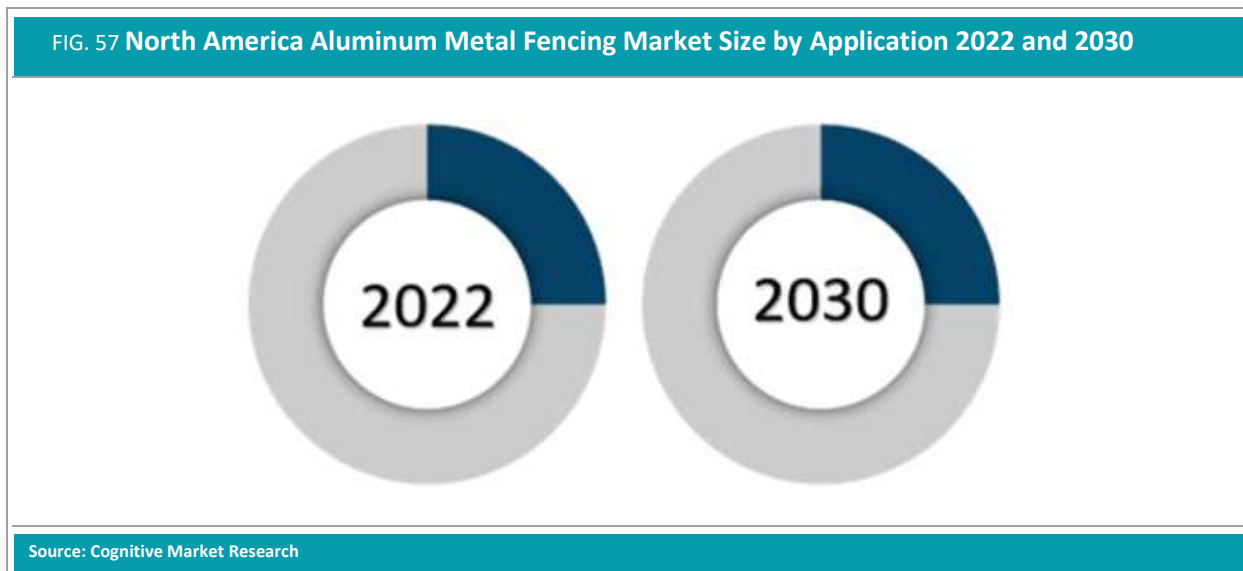


16.3.5 **North America Aluminum Metal Fencing Market Revenue (USD Million) Size by Application (2018-2030)**

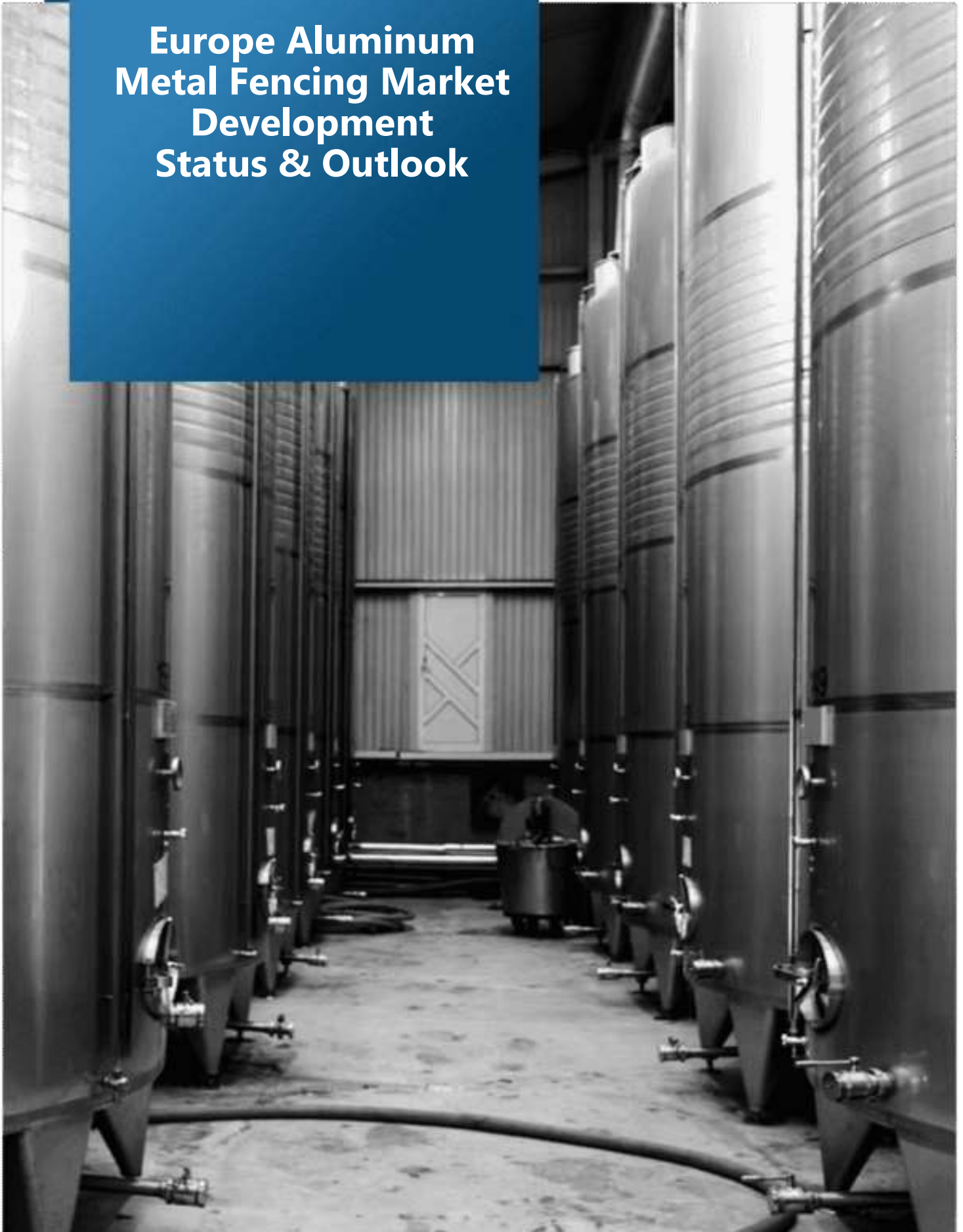
**TABLE 19 North America Aluminum Metal Fencing Market (USD Million) Size by Application (2018-2030)**

	2018												2030
Residential	xx												xx
Commercial	xx												xx
Industrial	xx												xx
Total	xx												xx

16.3.6 **North America Aluminum Metal Fencing Market Size by Application 2022 and 2030**



# Europe Aluminum Metal Fencing Market Development Status & Outlook



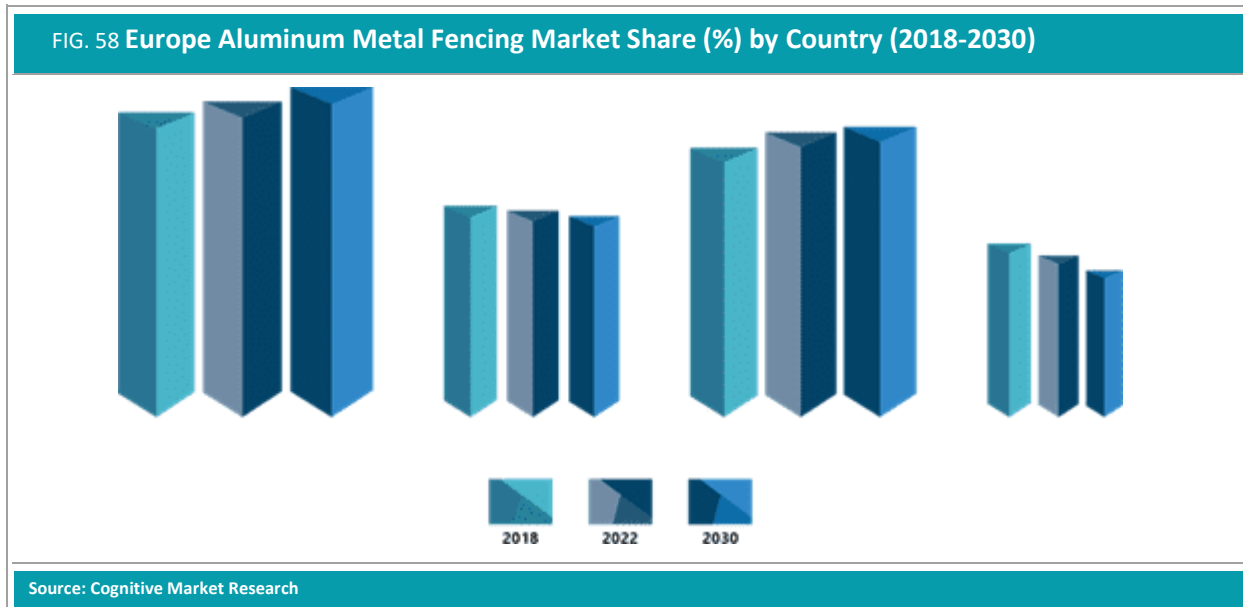
## Chapter 17 Europe Aluminum Metal Fencing Market Development Status and Outlook

### 17.1 Europe Aluminum Metal Fencing Market by Country, (2018-2030)

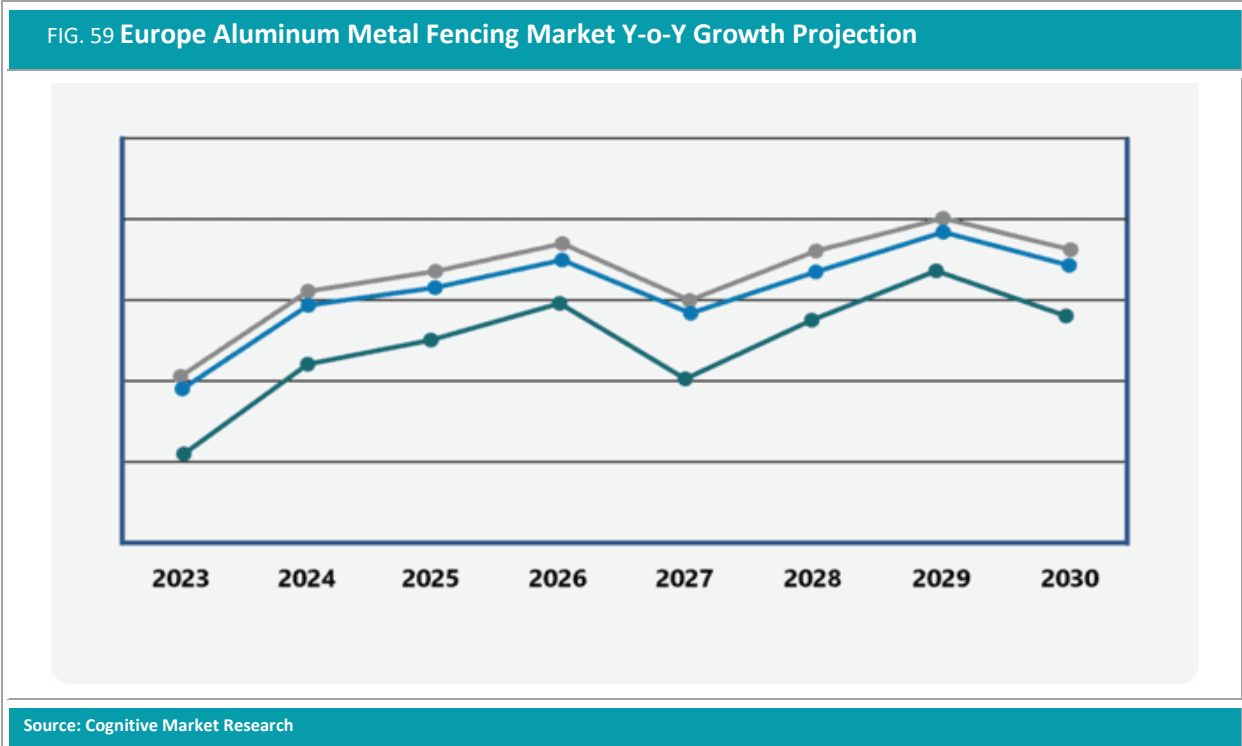
TABLE 20 Europe Aluminum Metal Fencing Market by Country Revenue, 2018-2030

	2018												2030
United Kingdom	XX												XX
France	XX												XX
Germany	XX												XX
Italy	XX												XX
Russia	XX												XX
Spain	XX												XX
Sweden	XX												XX
Denmark	XX												XX
Netherlands	XX												XX
Switzerland	XX												XX
Belgium	XX												XX
Rest of Europe	XX												XX
Total	XX												XX

### 17.2 Europe Aluminum Metal Fencing Market Size (2018-2030)



17.3 Europe Aluminum Metal Fencing Market Y-o-Y Growth Projection by Country (2023-2030)

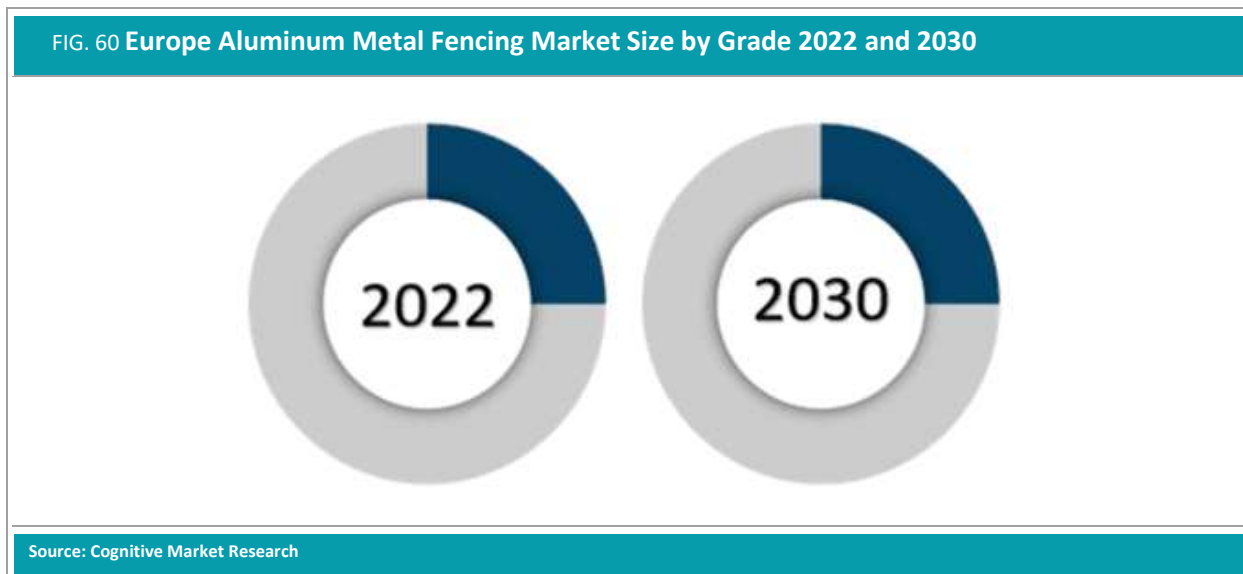


17.3.1 **Europe Aluminum Metal Fencing Market Revenue (USD Million) Size by Grade (2018-2030)**

**TABLE 21 Europe Aluminum Metal Fencing Market (USD Million) Size by Grade (2018-2030)**

	2018																2030
Commercial	xx																xx
Industrial	xx																xx
Total	xx																xx

17.3.2 **Europe Aluminum Metal Fencing Market Size by Grade 2022 and 2030**

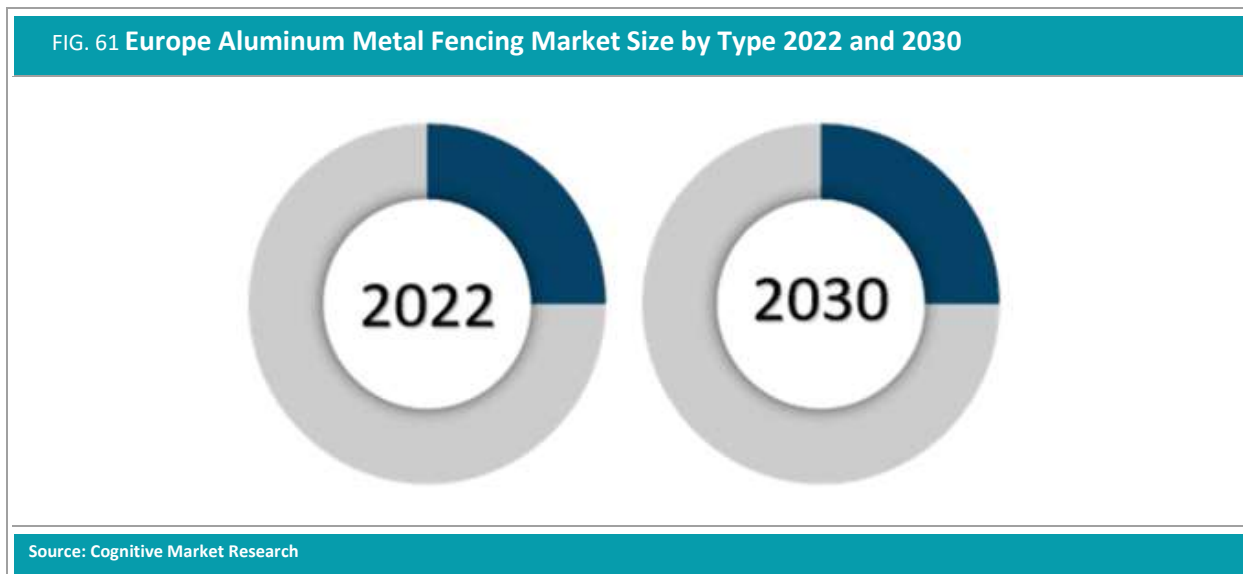


17.3.3 Europe Aluminum Metal Fencing Market Revenue (USD Million) Size by Type (2018-2030)

TABLE 22 Europe Aluminum Metal Fencing Market (USD Million) Size by Type (2018-2030)

	2018														2030
Mesh	xx														xx
Strip	xx														xx
Total	xx														xx

17.3.4 Europe Aluminum Metal Fencing Market Size by Type 2022 and 2030

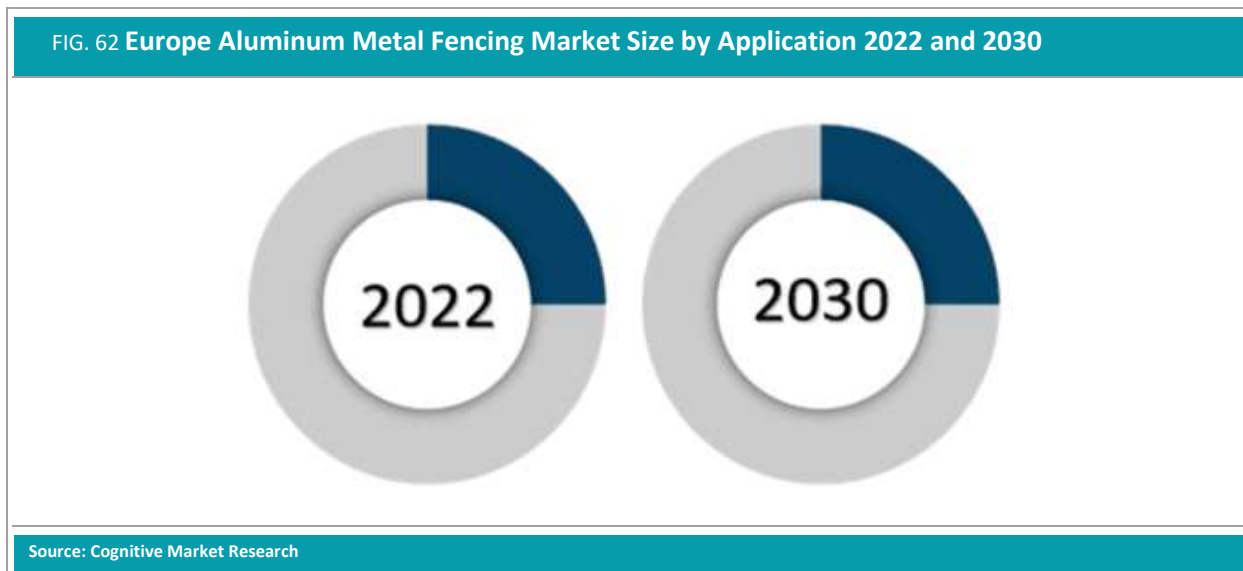


17.3.5 Europe Aluminum Metal Fencing Market Revenue (USD Million) Size by Application (2018-2030)

TABLE 23 Europe Aluminum Metal Fencing Market (USD Million) Size by Application (2018-2030)

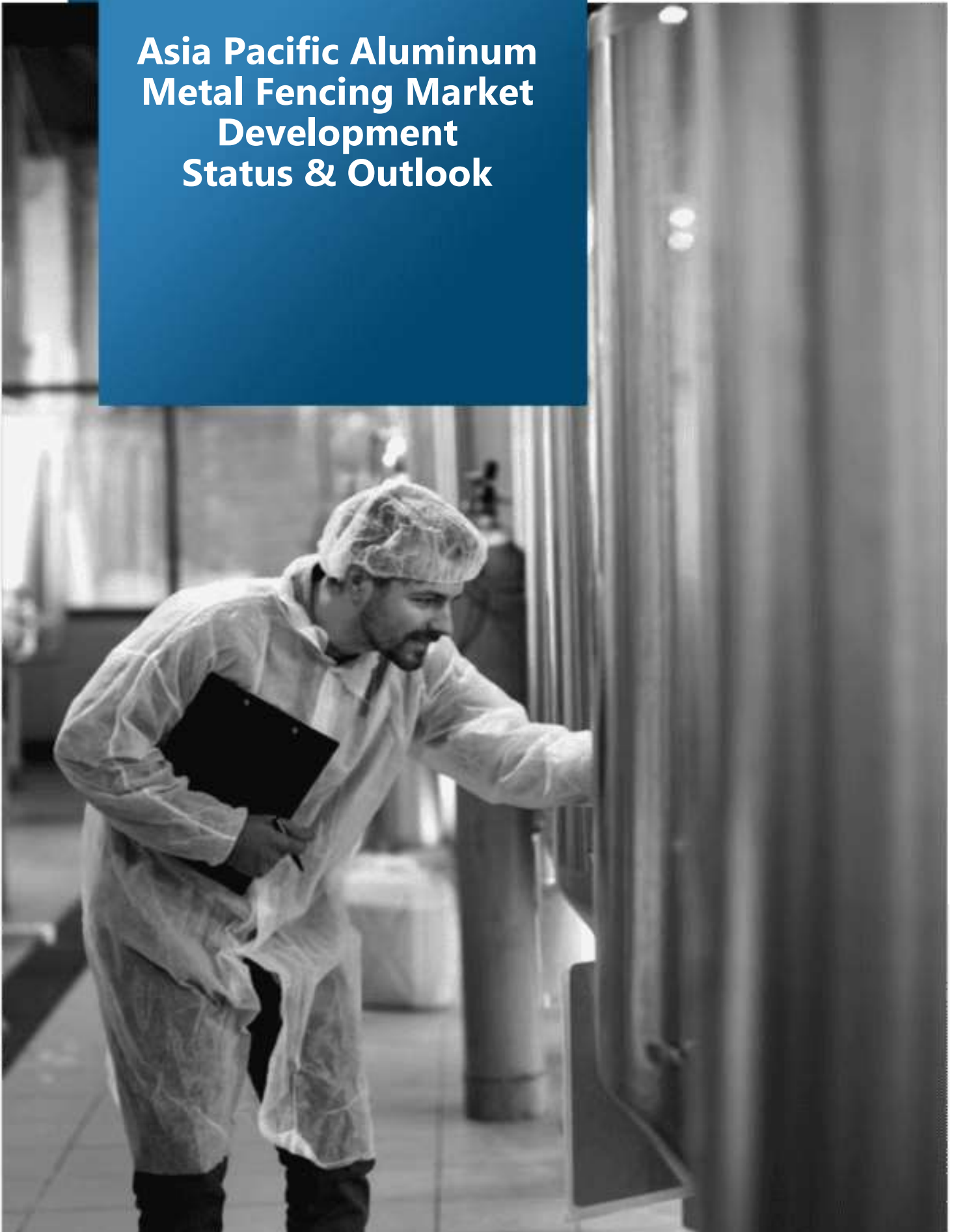
	2018												2030
Residential	xx												xx
Commercial	xx												xx
Industrial	xx												xx
Total	xx												xx

17.3.6 Europe Aluminum Metal Fencing Market Size by Application 2022 and 2030





# Asia Pacific Aluminum Metal Fencing Market Development Status & Outlook



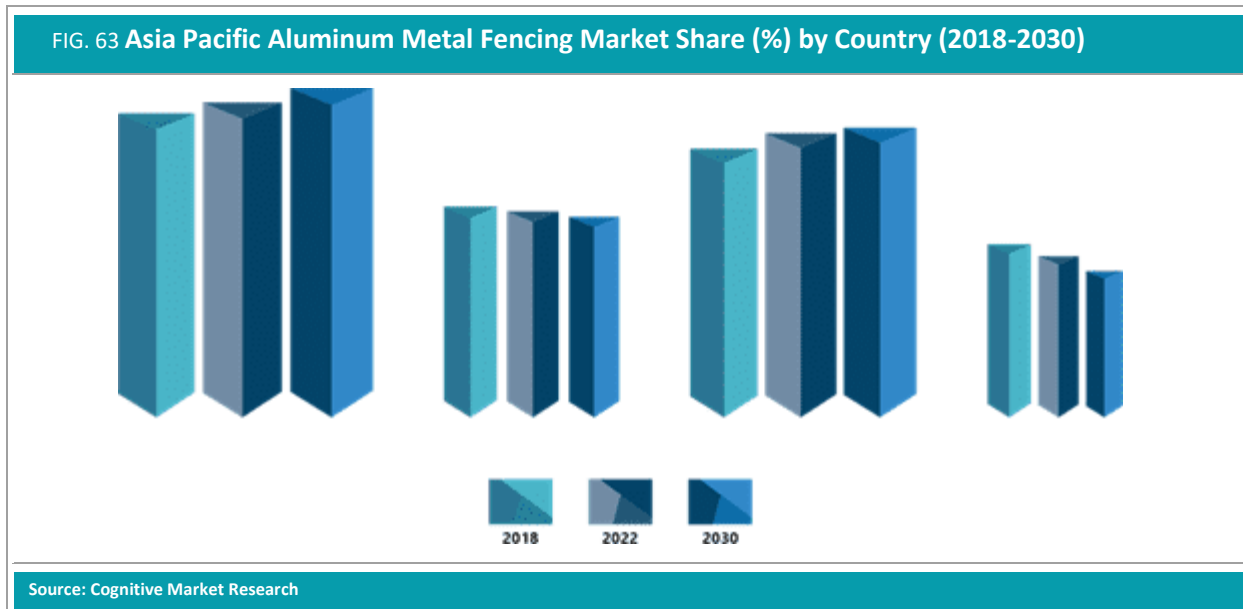
## Chapter 18 Asia Pacific Aluminum Metal Fencing Market Development Status and Outlook

### 18.1 Asia Pacific Aluminum Metal Fencing Market by Country, (2018-2030)

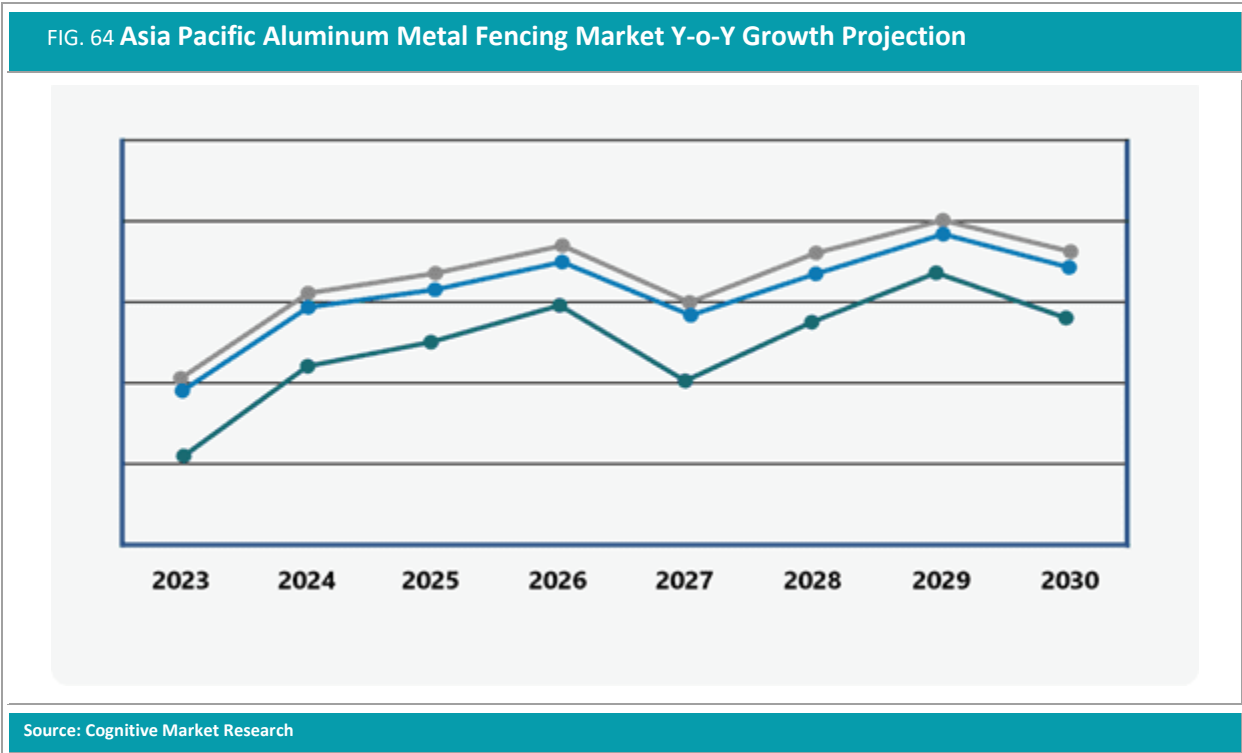
TABLE 24 Asia Pacific Aluminum Metal Fencing Market by Country Revenue, 2018-2030

	2018												2030
<b>China</b>	XX												XX
<b>Japan</b>	XX												XX
<b>Korea</b>	XX												XX
<b>India</b>	XX												XX
<b>Australia</b>	XX												XX
<b>Philippines</b>	XX												XX
<b>Singapore</b>	XX												XX
<b>Malaysia</b>	XX												XX
<b>Thailand</b>	XX												XX
<b>Indonesia</b>	XX												XX
<b>Total</b>	XX												XX

### 18.2 Asia Pacific Aluminum Metal Fencing Market Size (2018-2030)



18.3 Asia Pacific Aluminum Metal Fencing Market Y-o-Y Growth Projection by Country (2023-2030)

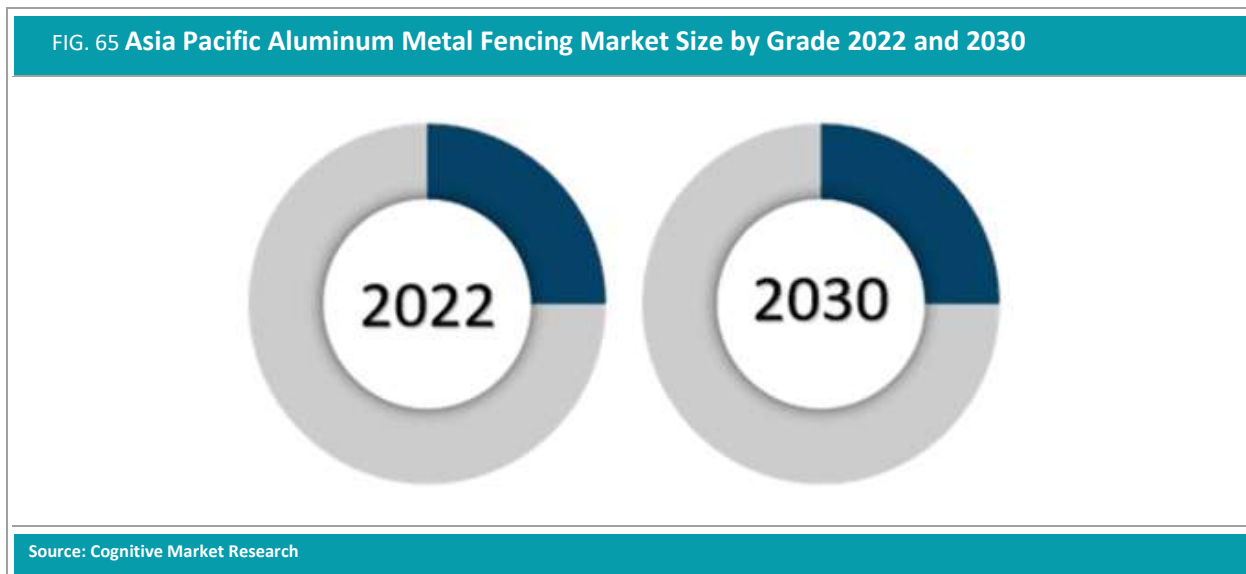


18.3.1 **Asia Pacific Aluminum Metal Fencing Market Revenue (USD Million) Size by Grade (2018-2030)**

**TABLE 25 Asia Pacific Aluminum Metal Fencing Market (USD Million) Size by Grade (2018-2030)**

	2018														2030
Commercial	xx														xx
Industrial	xx														xx
Total	xx														xx

18.3.2 **Asia Pacific Aluminum Metal Fencing Market Size by Grade 2022 and 2030**

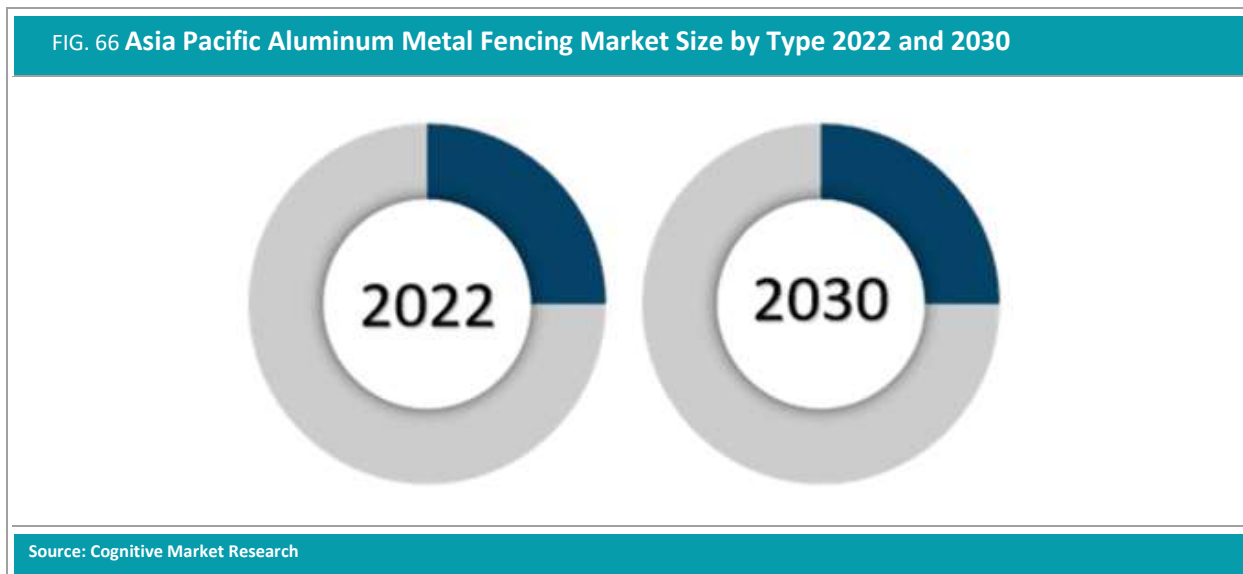


18.3.3 **Asia Pacific Aluminum Metal Fencing Market Revenue (USD Million) Size by Type (2018-2030)**

**TABLE 26 Asia Pacific Aluminum Metal Fencing Market (USD Million) Size by Type (2018-2030)**

	2018														2030
Mesh	xx														xx
Strip	xx														xx
Total	xx														xx

18.3.4 **Asia Pacific Aluminum Metal Fencing Market Size by Type 2022 and 2030**

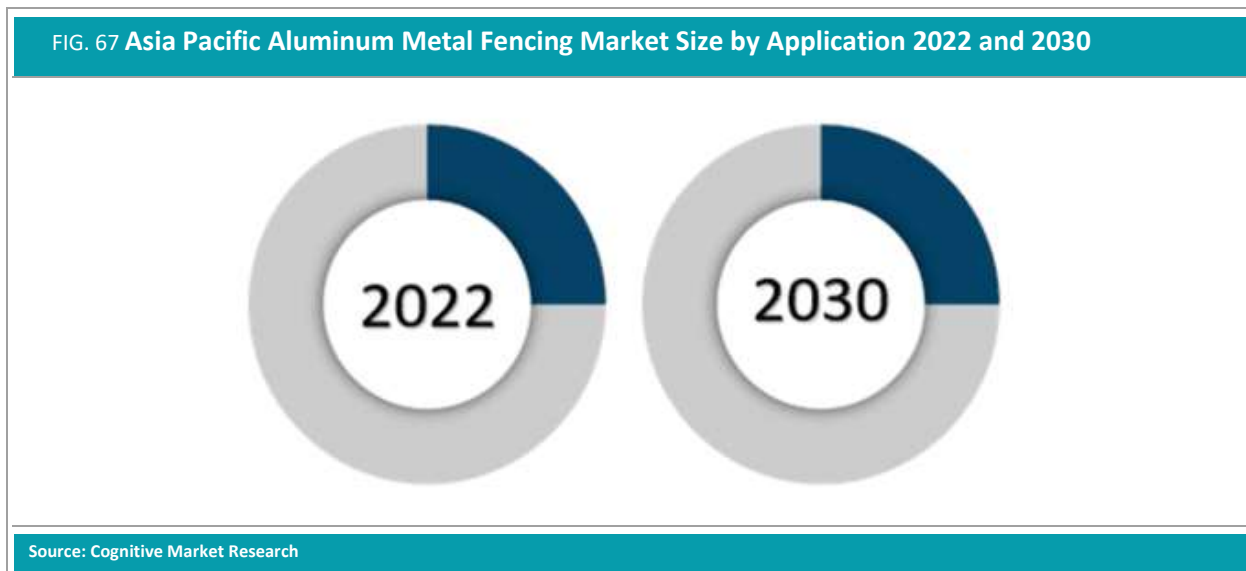


18.3.5 **Asia Pacific Aluminum Metal Fencing Market Revenue (USD Million) Size by Application (2018-2030)**


**TABLE 27 Asia Pacific Aluminum Metal Fencing Market (USD Million) Size by Application (2018-2030)**

	2018												2030
Residential	xx												xx
Commercial	xx												xx
Industrial	xx												xx
Total	xx												xx

18.3.6 **Asia Pacific Aluminum Metal Fencing Market Size by Application 2022 and 2030**



# South America Aluminum Metal Fencing Market Development Status & Outlook



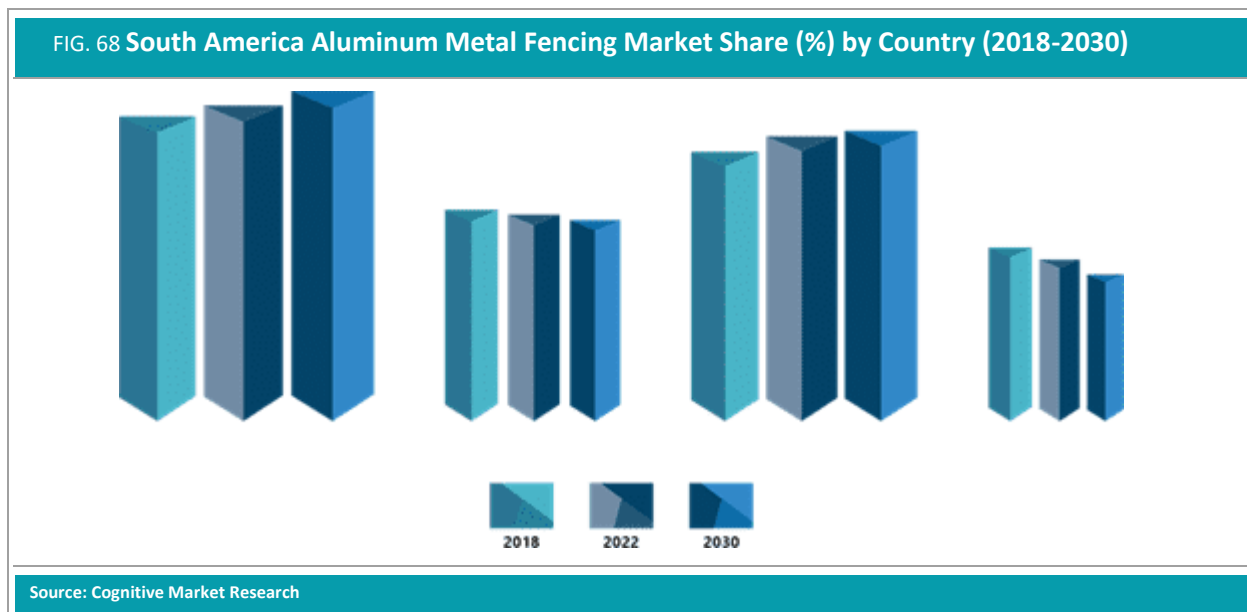
## Chapter 19 South America Aluminum Metal Fencing Market Development Status and Outlook

### 19.1 South America Aluminum Metal Fencing Market by Country, (2018-2030)

**TABLE 28 South America Aluminum Metal Fencing Market by Country Revenue, 2018-2030**

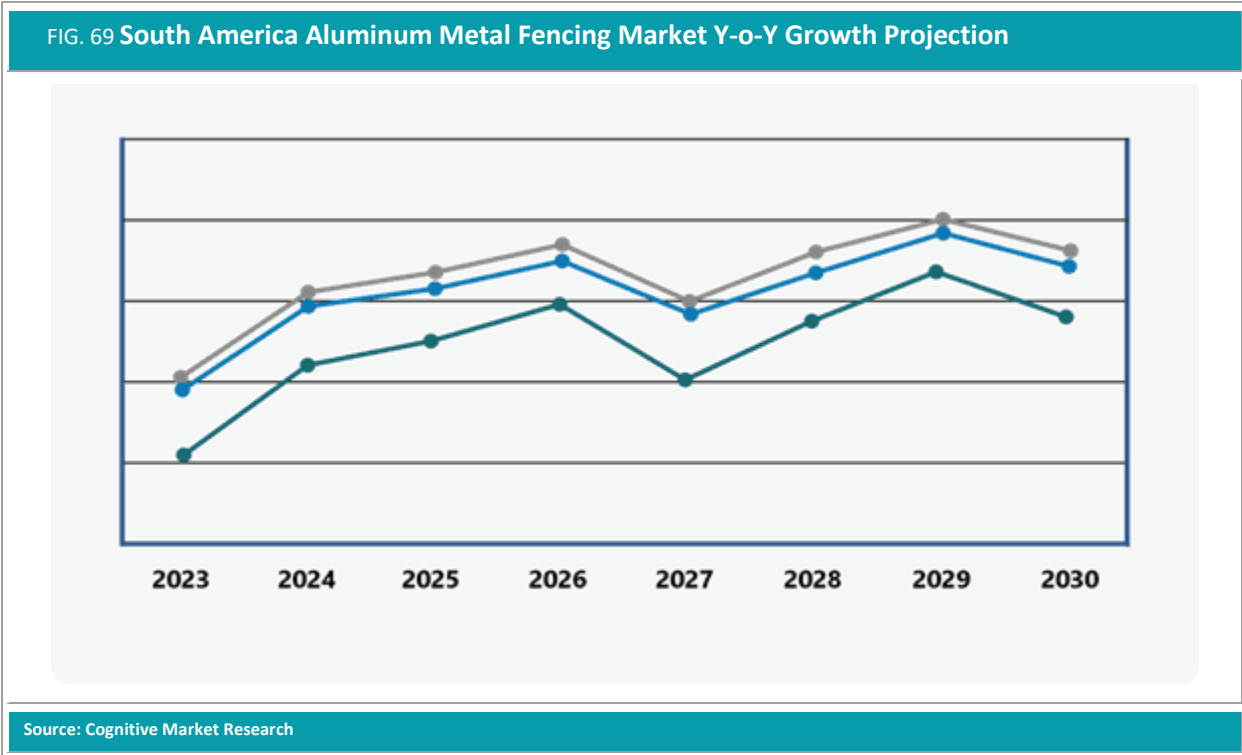
	2018												2030
<b>Brazil</b>	XX												XX
<b>Argentina</b>	XX												XX
<b>Colombia</b>	XX												XX
<b>Peru</b>	XX												XX
<b>Chile</b>	XX												XX
<b>Total</b>	XX												XX

### 19.2 South America Aluminum Metal Fencing Market Size (2018-2030)





19.3 South America Aluminum Metal Fencing Market Y-o-Y Growth Projection by Country (2023-2030)

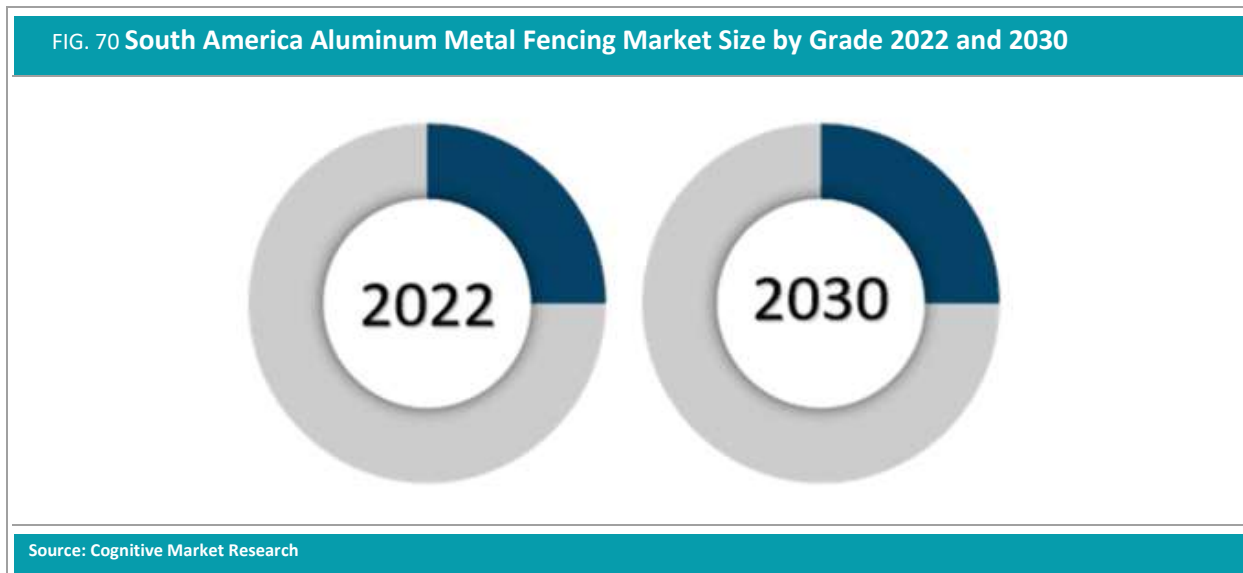


19.3.1 **South America Aluminum Metal Fencing Market Revenue (USD Million) Size by Grade (2018-2030)**

**TABLE 29 South America Aluminum Metal Fencing Market (USD Million) Size by Grade (2018-2030)**

	2018												2030
Commercial	xx												xx
Industrial	xx												xx
Total	xx												xx

19.3.2 **South America Aluminum Metal Fencing Market Size by Grade 2022 and 2030**

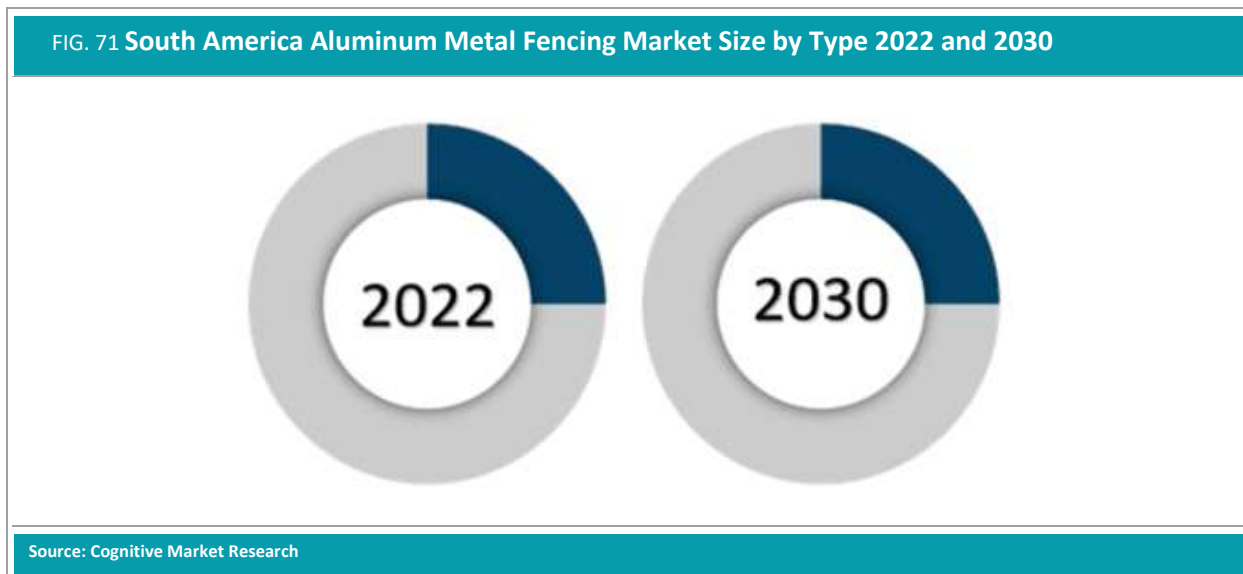


19.3.3 **South America Aluminum Metal Fencing Market Revenue (USD Million) Size by Type (2018-2030)**

**TABLE 30 South America Aluminum Metal Fencing Market (USD Million) Size by Type (2018-2030)**

	2018															2030
Mesh	xx															xx
Strip	xx															xx
Total	xx															xx

19.3.4 **South America Aluminum Metal Fencing Market Size by Type 2022 and 2030**

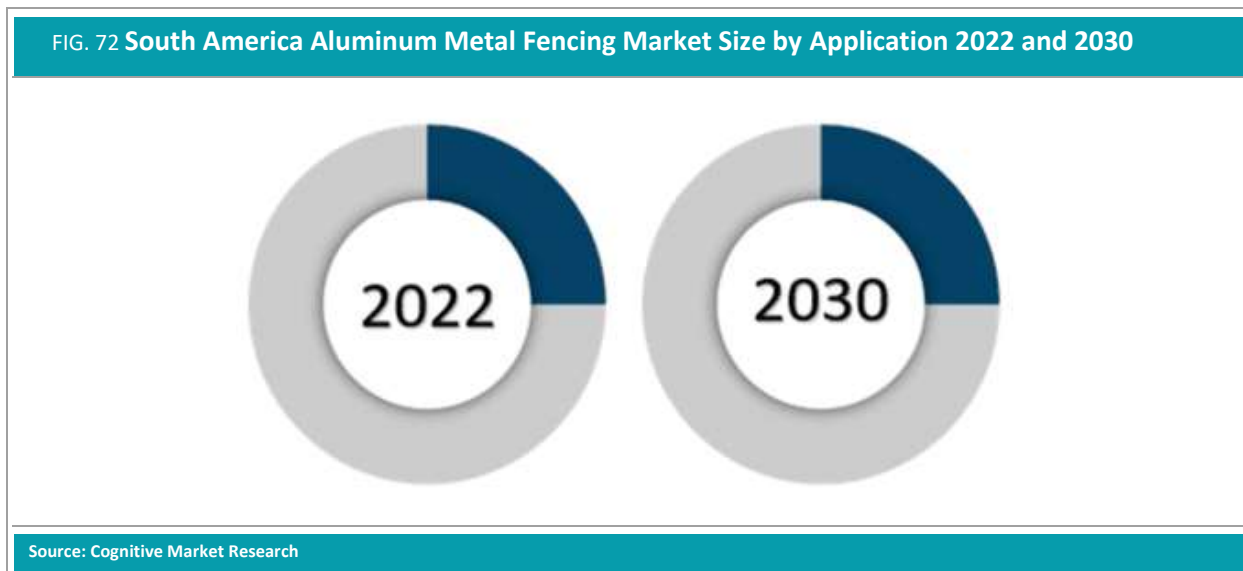


19.3.5 **South America Aluminum Metal Fencing Market Revenue (USD Million) Size by Application (2018-2030)**

**TABLE 31 South America Aluminum Metal Fencing Market (USD Million) Size by Application (2018-2030)**

	2018												2030
Residential	xx												xx
Commercial	xx												xx
Industrial	xx												xx
Total	xx												xx

19.3.6 **South America Aluminum Metal Fencing Market Size by Application 2022 and 2030**





# Middle East and Africa Aluminum Metal Fencing Market Development Status & Outlook

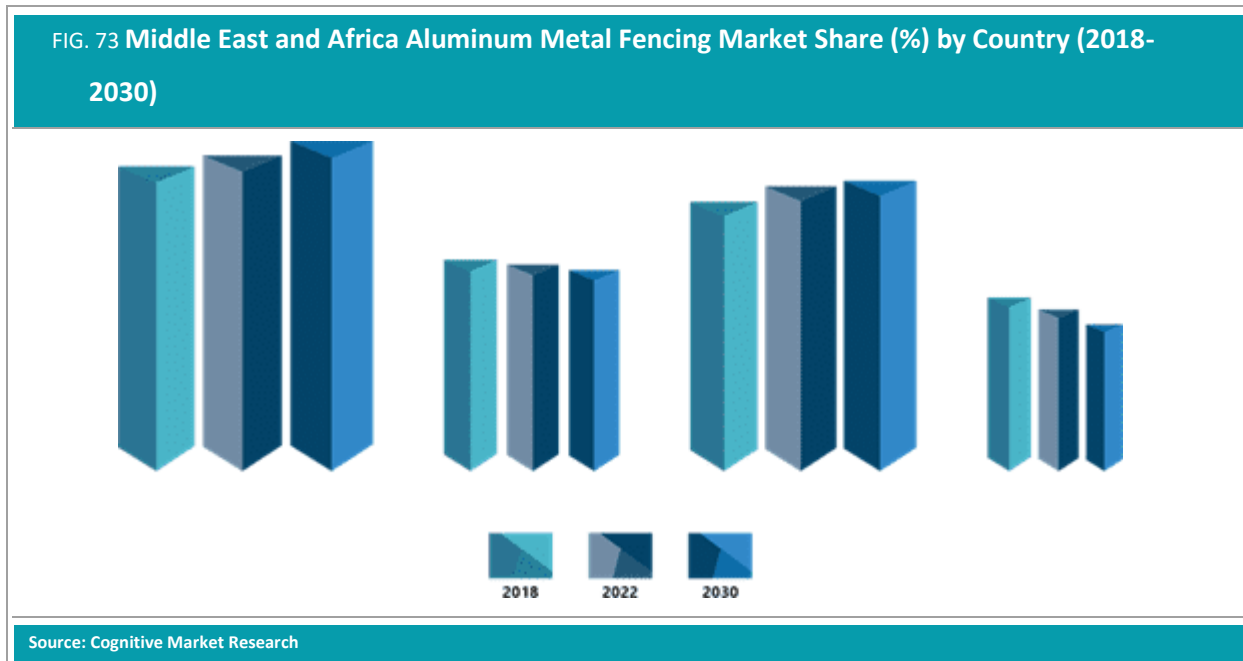
## Chapter 20 Middle East and Africa Aluminum Metal Fencing Market Development Status and Outlook

### 20.1 Middle East and Africa Aluminum Metal Fencing Market by Country, (2018-2030)

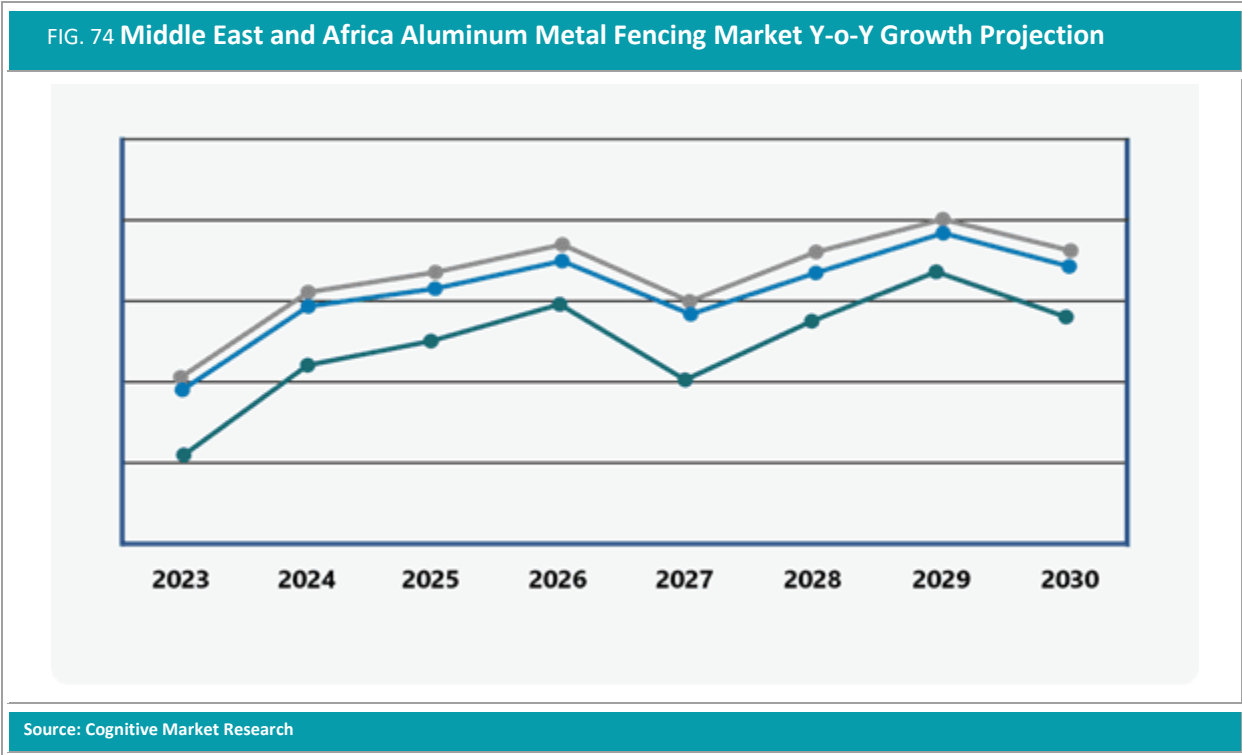
TABLE 32 Middle East and Africa Aluminum Metal Fencing Market by Country Revenue, 2018-2030

	2018												2030
<b>Saudi Arabia</b>	XX												XX
<b>Turkey</b>	XX												XX
<b>Nigeria</b>	XX												XX
<b>UAE</b>	XX												XX
<b>Egypt</b>	XX												XX
<b>South Africa</b>	XX												XX
<b>GCC Countries</b>	XX												XX
<b>Total</b>	XX												XX

### 20.2 Middle East and Africa Aluminum Metal Fencing Market Size (2018-2030)



20.3 Middle East and Africa Aluminum Metal Fencing Market Y-o-Y Growth Projection by Country (2023-2030)

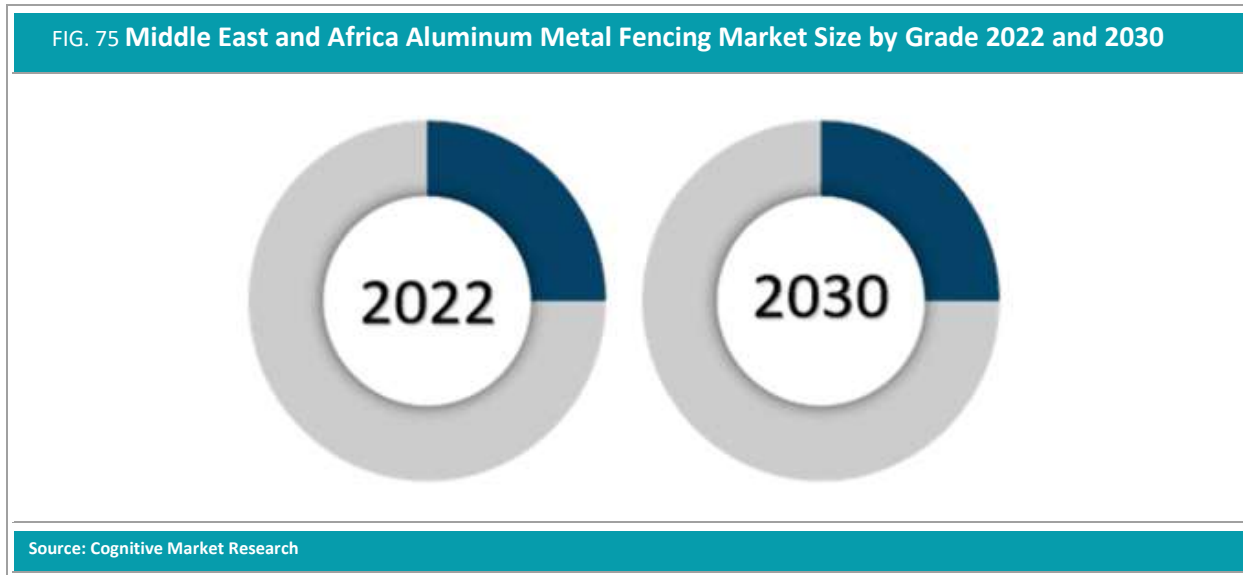


20.3.1 Middle East and Africa Aluminum Metal Fencing Market Revenue (USD Million) Size by Grade (2018-2030)

TABLE 33 Middle East and Africa Aluminum Metal Fencing Market (USD Million) Size by Grade (2018-2030)

	2018												2030
Commercial	xx												xx
Industrial	xx												xx
Total	xx												xx

20.3.2 Middle East and Africa Aluminum Metal Fencing Market Size by Grade 2022 and 2030



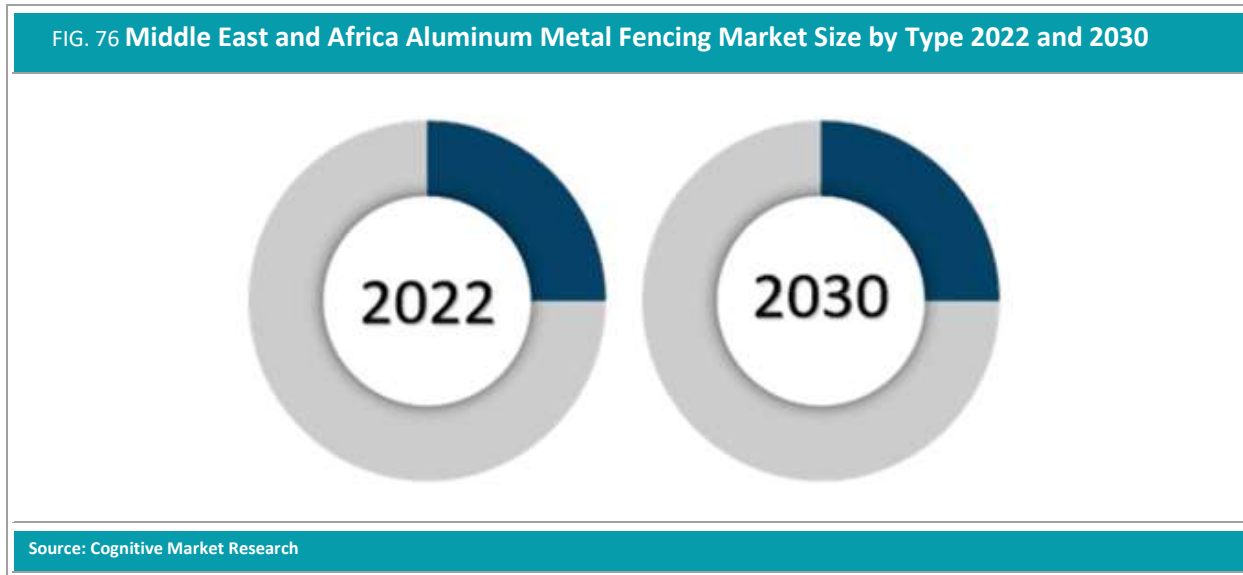


20.3.3 Middle East and Africa Aluminum Metal Fencing Market Revenue (USD Million) Size by Type (2018-2030)

TABLE 34 Middle East and Africa Aluminum Metal Fencing Market (USD Million) Size by Type (2018-2030)

	2018												2030
Mesh	xx												xx
Strip	xx												xx
Total	xx												xx

20.3.4 Middle East and Africa Aluminum Metal Fencing Market Size by Type 2022 and 2030

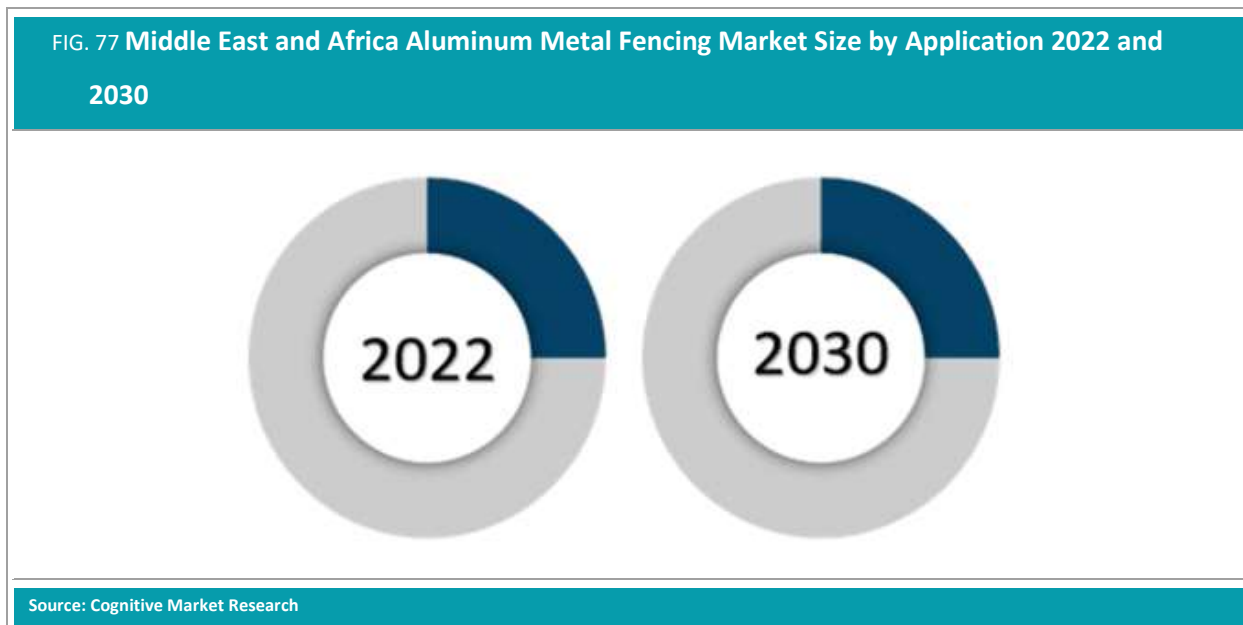


20.3.5 Middle East and Africa Aluminum Metal Fencing Market Revenue (USD Million) Size by Application (2018-2030)

TABLE 35 Middle East and Africa Aluminum Metal Fencing Market (USD Million) Size by Application (2018-2030)

	2018												2030
Residential	xx												xx
Commercial	xx												xx
Industrial	xx												xx
Total	xx												xx

20.3.6 Middle East and Africa Aluminum Metal Fencing Market Size by Application 2022 and 2030



# Research Findings



## Chapter 21 Research Findings

### 21.1 Key Takeaways

[REDACTED]

[REDACTED]

### 21.2 Analyst Point of View

Here the analyst will summarize the content of entire report and will share his view point on the current industry scenario and how the market is expected to perform in the near future. The points shared by the analyst are based on his/her detailed in-depth understanding of the market during the course of this report study.

You will be provided exclusive rights to interact with the concerned analyst for unlimited time pre purchase as well as post purchase of the report.



## Assumptions

- All the value numbers representing revenue are in US\$ Million
- Pricing analysis is done by gathering price data at manufacturer level and is validated from different sites and sources, import export websites, trade websites, and during the course of primary and secondary study
- Changes in price during the forecast years is completely based on historic market trends
- Market is been tracked at regional and country level by using top-down and bottom-up approaches as per the requirement
- The average USD exchange rates of all foreign currencies have been considered for the respective years.
- Political situations have been assumed to be stable throughout the forecast period and positive economic climate is expected to continue across the globe till year 2030
- Demand trends among the end-users are meticulously studied at regional and country level
- All the data has been estimated for year 2022 and the data thereafter up to 2030 is developed using a forecast model.

## Acronyms

<b>CAGR</b>	Compound Annual Growth Rate
<b>Y-o-Y</b>	Year-on-Year
<b>Bn</b>	Billion
<b>Mn</b>	Million
<b>GDP</b>	Gross Domestic Product
<b>USD</b>	United States Dollar

[Back to Top](#)

# LICENSE AND PURCHASE OPTIONS

License Type:	Student User	Data Pack	Single User	Team User	Corporate User	Atheneum
Price	\$945	\$1845	\$2445	\$4545	\$6845	Starts from \$10,000.00
Access	Student Report Edition	Excel Sheet	PDF + Excel File	PDF + Excel File + Cloud	PDF + Excel + PPT + BI + Cloud + User Dashboard	Access to Aluminum Metal Fencing DATABASE + Other Relevant Markets
User Access	Restricted Print, Copy, Paste	Restricted Print, Copy, Paste	Limited to 1 User	Limited to Team User	Unlimited User Access	Unlimited User Access
Future Updates	Paid	Paid	Paid	Paid	Free (3 Years Validity)	Unlimited Validity
Quarterly Updates	X	X	X	X	Free Quarterly Industry Update	Free Quarterly Industry Update
Add Ons	✓	✓	✓	✓	✓	✓
License Upgrade	✓	✓	✓	✓	✓	✓
Print Access	NA	NA	Included	Included	Included	Included
Data Pack (Add-On)	\$645.00	Included	Included	Included	Included	Included



### Easy to Access

Clients have the option to choose from a vast database of reports with the user based subscription plan.



### Customization

The users have an option to customize additionally they can send suggestions for conducting market research at an nominal cost.



### Cost Factor

We only charge for those services that you use.



### Priority Support

Our clients will have access dedicated research analyst and dedicated account manager for any assistance.



### Easy Download

Client can access easily both quantitative and qualitative reports in Pdf, Excel, PPT, BI, Cloud access.



## Disclaimer

- Any part of this report cannot be reproduced, kept in a retrieval system or transmitted in any kind by any means, electronic, mechanical, photocopying, recording or otherwise, without the prior permission of the publisher, Cognitive Market Research.
- The TOC is subject to change during final deliverable depending upon the feasibility, availability of data, and customization of contents from either party.
- The information and opinions in this report were prepared by Cognitive Market Research. The information's herein is believed to be reliable and has been obtained from public sources believed to be reliable. All info provided in this report is provided for information purposes solely.
- The facts of this report are believed to be correct at the time of publication however cannot be assured. Please note that the judgments, conclusions and recommendations that Cognitive Market Research delivers can be based on information gathered in good faith from each primary and secondary source, we have a tendency to be always in a position to ensure.
- Research can initiate, update and cease coverage alone at the discretion of the Cognitive Market Research.
- Cognitive Market Research has no obligation to notify a recipient thereof within the event that any estimation, forecast, changes or subsequently becomes inaccurate.



**How to contact us to Access the paid reports version**

**OR**

**If you have any query**

**Email:**  
[sales@cognitivemarketresearch.com](mailto:sales@cognitivemarketresearch.com)  
[info@cognitivemarketresearch.com](mailto:info@cognitivemarketresearch.com)  
[admin@cognitivemarketresearch.com](mailto:admin@cognitivemarketresearch.com)



**Phone:**  
USA: (+1) 312-376-8303  
Europe and UK: (+44) 20-8144-9523  
Asia Pacific: (+852) 81930785  
India: (+91) 983-496-8611

**Address:**

**Sales Office Address (USA): 20 N State Street, Chicago, Illinois, 60602 United States**  
**Headquarters: G4060, Solitaire Business Hub, Viman Nagar, Pune, Maharashtra 411014.**